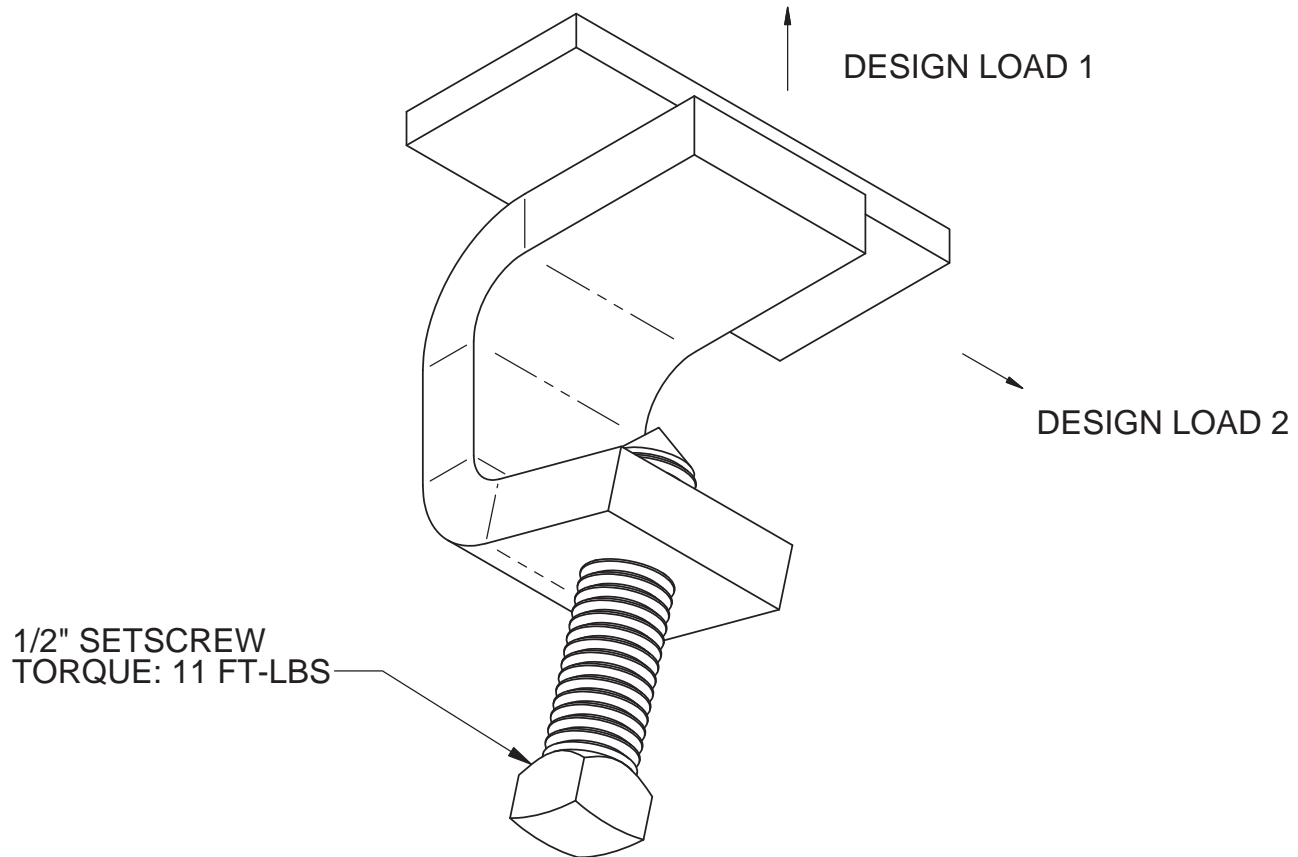


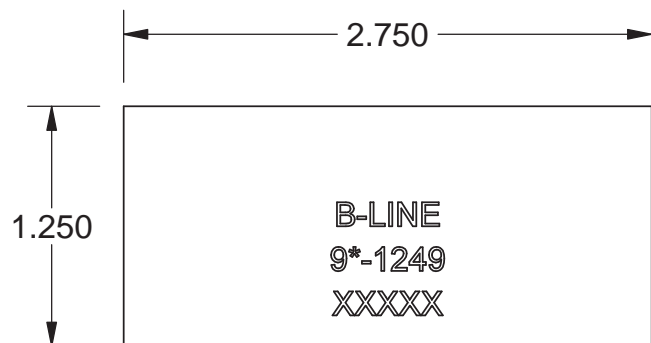
DESIGN LOAD 1	DESIGN LOAD 2
699	273

DESIGN LOADS ARE IN LBS.
SAFETY FACTOR: 3
LOADS ARE BASED ON CLAMPS
BEING USED IN PAIRS.
DESIGN LOADS BASED ON 3/8"
THICK BEAM AND STEEL CABLE TRAY



9*-1249 ASSEMBLY
* = ZN - ZINC PLATED
G - HOT-DIP GALV.
SS4 - STAINLESS STEEL 304
SS6 - STAINLESS STEEL 316

HARDWARE FINISH:
9ZN-1249: ZN
9G-1249: SS4
9SS4-1249: SS4
9SS6-1249: SS6



9*-1249 STRAP

THIS DRAWING AND/OR THE TECHNICAL INFORMATION CONTAINED HEREON IS THE PROPERTY OF COOPER B-LINE, INC. ("B-LINE"), AND IS ISSUED IN CONFIDENCE FOR B-LINE ENGINEERING PURPOSES ONLY AND MAY NOT BE REPRODUCED OR USED FOR ANY PURPOSE WHATSOEVER WITHOUT THE EXPRESS WRITTEN PERMISSION OF B-LINE TO THE USER. THIS DRAWING AND/OR TECHNICAL INFORMATION IS THE PROPERTY OF B-LINE AND IS LOANED FOR MUTUAL ASSISTANCE. TO BE RETURNED WHEN ITS INTENDED PURPOSE HAS BEEN SERVED.

COOPER B-Line

509 W. Monroe Street
Highland, IL 62249
Phone (618) 654-2184
FAX (618) 654-5499
www.cooperbline.com

SUBMITTAL DRAWING

TITLE:

9*-1249
DOUBLE EXPANSION
GUIDE CLAMP

EQUIPMENT FURNISHED HAS BEEN FABRICATED IN ACCORDANCE WITH THIS DRAWING.

REFERENCE DWG(S):
BLH-00006021

SUBMITTAL NO:
S00006021

DRAWN BY: NRG
REV. A

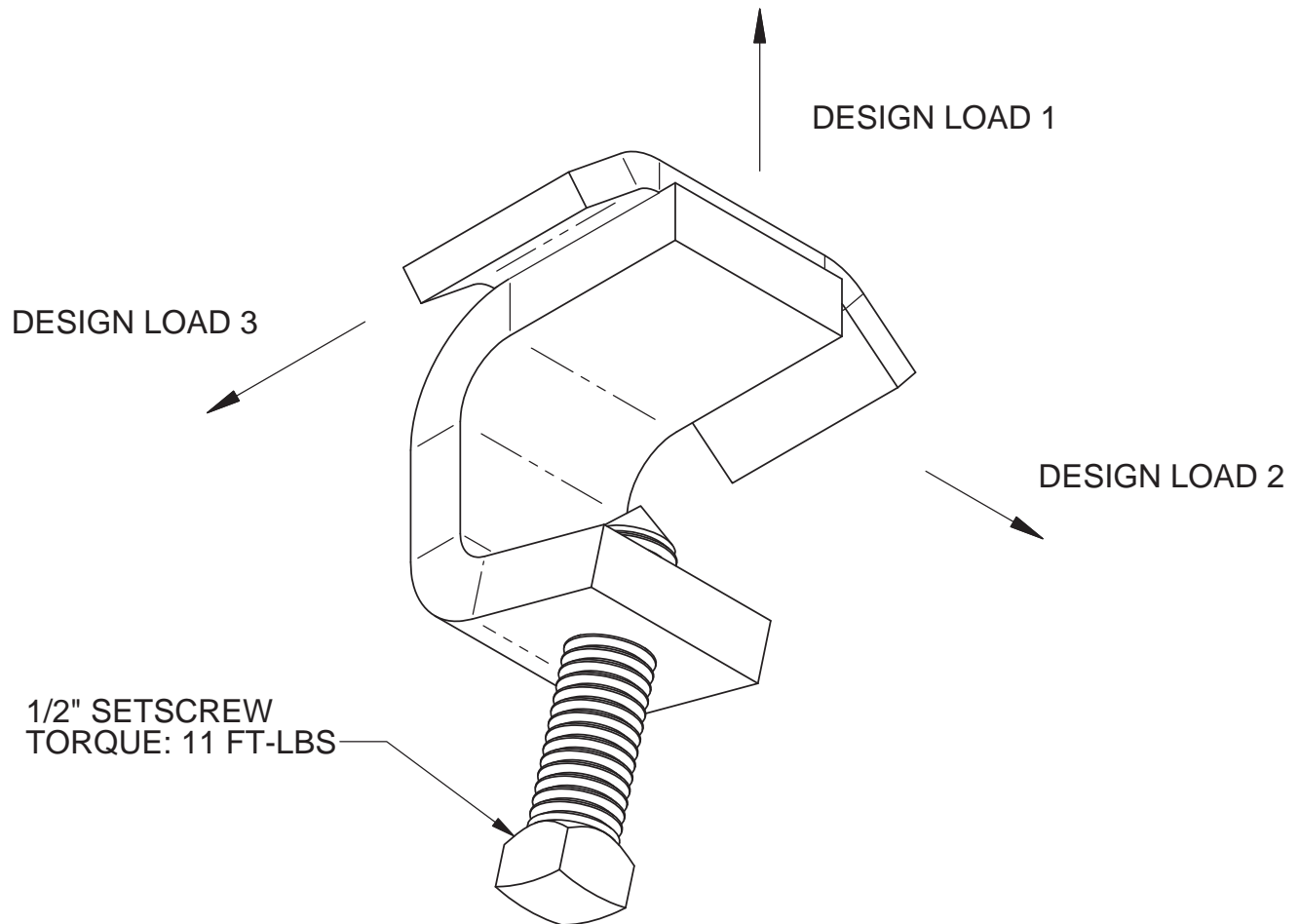
DATE:
03/10/16

MODEL SOURCE FILE:
00006021

SHEET:
1 OF 1

DESIGN LOAD 1	DESIGN LOAD 2	DESIGN LOAD 3
699	273	194

DESIGN LOADS ARE IN LBS.
SAFETY FACTOR: 3
LOADS ARE BASED ON CLAMPS
BEING USED IN PAIRS.
DESIGN LOADS BASED ON 3/8"
THICK BEAM AND STEEL CABLE TRAY

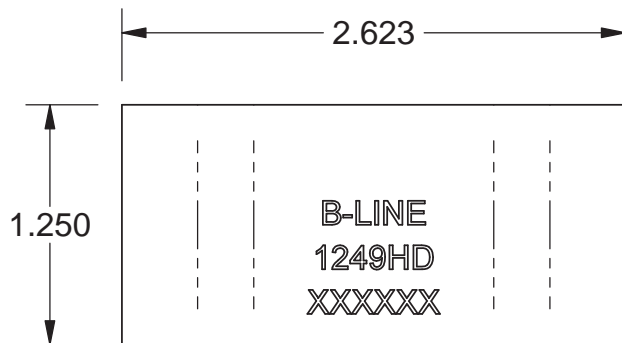


9*-1249HD ASSEMBLY

* - ZN = ZINC PLATED
G = HOT DIP GALVANIZED
SS4 = STAINLESS STEEL 304
SS6 = STAINLESS STEEL 316

HARDWARE FINISH:

9ZN-1249HD: ZN
9G-1249HD: SS4
9SS4-1249HD: SS4
9SS6-1249HD: SS6



FORMED STRAP

THIS DRAWING AND/OR THE TECHNICAL INFORMATION CONTAINED HEREON IS THE PROPERTY OF COOPER B-LINE, INC. ("B-LINE"), AND IS ISSUED IN CONFIDENCE FOR B-LINE ENGINEERING PURPOSES ONLY AND MAY NOT BE REPRODUCED OR USED FOR ANY PURPOSE WHATSOEVER WITHOUT THE EXPRESS WRITTEN PERMISSION OF B-LINE TO THE USER. THIS DRAWING AND/OR TECHNICAL INFORMATION IS THE PROPERTY OF B-LINE AND IS LOANED FOR MUTUAL ASSISTANCE. TO BE RETURNED WHEN ITS INTENDED PURPOSE HAS BEEN SERVED.

COOPER B-Line

509 W. Monroe Street
Highland, IL 62249
Phone (618) 654-2184
FAX (618) 654-5499

www.cooperbline.com

SUBMITTAL DRAWING

TITLE:

9*-1249HD
DOUBLE HOLD
DOWN CLAMP

EQUIPMENT FURNISHED HAS BEEN FABRICATED IN ACCORDANCE WITH THIS DRAWING.

REFERENCE DWG(S):

BLH-00006178

MODEL SOURCE FILE:
00006178

REV:

SUBMITTAL NO:

S00006178

DRAWN BY:

NRG

REV.

A

DATE:

03/10/16

SHEET:

1 OF 1