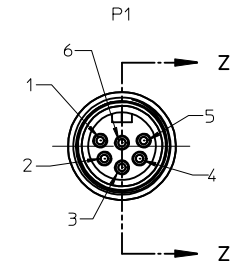
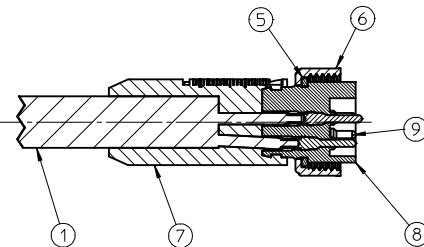


Section Z-Z



PART NUMBER	ENGINEERING NO.	LENGTH
1300110008	226020A01F030	3' 0" +1.75 - 0 [.9M +44.5 - 0]
1300110010	226020A01F060	6' 0" +2.19 - 0 [1.8M +55.6 - 0]
1300110013	226020A01F090	9' 0" +3.50 - 0 [2.7M +88.9 - 0]
1300110016	226020A01F120	12' 0" +3.50 - 0 [3.7M +88.9 - 0]
1300110018	226020A01F150	15' 0" +6.50 - 0 [4.6M +165.1 - 0]
1300110019	226020A01F200	20' 0" +6.50 - 0 [6.1M +165.1 - 0]
1300110022	226020A01F250	25' 0" +12.50 - 0 [7.6M +317.5 - 0]
1300110023	226020A01F300	30' 0" +12.50 - 0 [9.1M +317.5 - 0]
1300110025	226020A01F350	35' 0" +12.50 - 0 [10.7M +317.5 - 0]
1300110026	226020A01F400	40' 0" +12.50 - 0 [12.2M +317.5 - 0]
1300110028	226020A01F500	50' 0" +24.50 - 0 [15.2M +622.3 - 0]
1300110029	226020A01F650	65' 0" +24.50 - 0 [19.8M +622.3 - 0]
1300110031	226020A01F750	75' 0" +24.50 - 0 [22.9M +622.3 - 0]

NOTES:

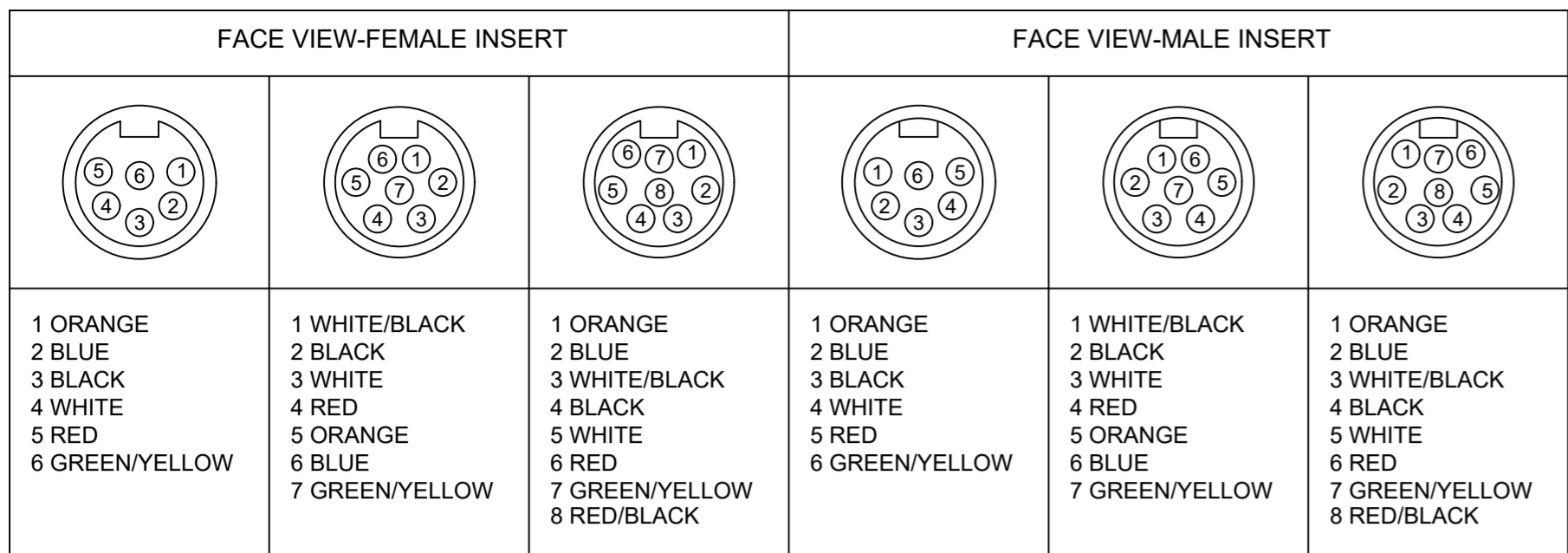
- MATERIAL: SEE TABLE
- FINISHES: SEE TABLE
- CABLE ASSEMBLIES ARE BAGGED SEPARATELY IN POLY BAGS WITH BARCODE LABEL ATTACHED TO OUTSIDE OF BAG
- WRAP LABEL IS MARKED WITH P/N, DATE CODE VOLTAGE & AMPERAGE
- MATES WITH: MINI CHANGE, C-SIZE 6 POLE RECEPTACLE
- ELECTRICAL SPECIFICATIONS:
VOLTAGE RATING: 600V
CURRENT RATING: 8 AMPS
- ASSEMBLY IS RoHS COMPLIANT

S2		P1
1	ORANGE	1
2	BLUE	2
3	BLACK	3
4	WHITE	4
5	RED	5
6	GREEN YELLOW	6

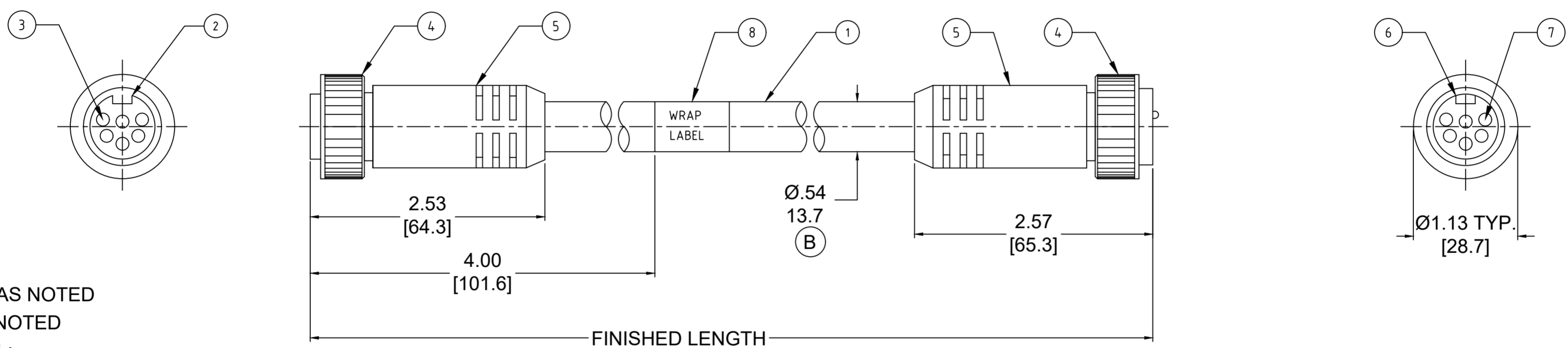
WIRING DIAGRAM

ITEM	QTY.	DESCRIPTION	MATERIAL	FINISH
10	1	LABEL	PLASTIC FILM	BLACK/YELLOW
9	6	PIN CONTACT	BRASS	GOLD PLATED
8	1	INSERT, MALE, 6 POLE	PVC	YELLOW
7	2	OVERMOLD	PVC	YELLOW
6	2	COUPLING NUT	ZINC DIE CAST	BLACK
5	2	FRICITION RING	NYLON	NATURAL
4	6	SOCKET CONTACT	BRASS	GOLD PLATED
3	6	SOCKET SLEEVE	STAINLESS STEEL	
2	1	INSERT, FEMALE, 6 POLE	PVC	YELLOW
1	1	CABLE, 16-6 ST00W/ST	PVC JACKET	YELLOW

RELEASED EC NO: MNA2009-0627 DRAWN BY: DRWINRSTONE 2009/04/03 CHKD BY: WOODMAN APPR: J.MURPHY 2009/04/08	DESCRIPTION REV	QUALITY SYMBOLS ▽=0 ▽=0	GENERAL TOLERANCES (UNLESS SPECIFIED) <table border="1"> <thead> <tr> <th></th> <th>mm</th> <th>INCH</th> </tr> </thead> <tbody> <tr> <td>4 PLACES</td> <td>± .005</td> <td>± .0005</td> </tr> <tr> <td>3 PLACES</td> <td>± .005</td> <td>± .0005</td> </tr> <tr> <td>2 PLACES</td> <td>± .01</td> <td>± .001</td> </tr> <tr> <td>1 PLACE</td> <td>± 0.3</td> <td>± .012</td> </tr> </tbody> </table>		mm	INCH	4 PLACES	± .005	± .0005	3 PLACES	± .005	± .0005	2 PLACES	± .01	± .001	1 PLACE	± 0.3	± .012	DIMENSION STYLE IN/MM	SCALE 1:1	DESIGN UNITS INCH	THIRD ANGLE PROJECTION
			mm	INCH																		
		4 PLACES	± .005	± .0005																		
		3 PLACES	± .005	± .0005																		
2 PLACES	± .01	± .001																				
1 PLACE	± 0.3	± .012																				
DRAFT WHERE APPLICABLE MUST REMAIN WITHIN DIMENSIONS			DRAWN BY: R. STONE DATE: 2009/04/02	TITLE MINI-CHANGE CORD ASSY MALE/FEMALE, B-SIZE 6 POLE																		
SEE CHART			CHECKED BY: B. WOODMAN DATE: 2009/04/03	MOLEX INCORPORATED																		
THIS DRAWING CONTAINS INFORMATION THAT IS PROPRIETARY TO MOLEX INCORPORATED AND SHOULD NOT BE USED WITHOUT WRITTEN PERMISSION			APPROVED BY: J. MURPHY DATE: 2008/04/06	MATERIAL NO. SD-130011-001	DOCUMENT NO.	SHEET NO. 1 OF 1																



PART NO	ENGINEERING NO.	FINISHED LENGTH
1300110008	226020A01F030	3FT [0.9M]
1300110082	227020A01M300	30M [98FT 5 IN]
1300110158	228020A01M600	60M [196FT 10 IN]



- NOTES:
- MATERIAL: AS NOTED
 - FINISH: AS NOTED
 - ELECTRICAL:
 - 6 POLE: VOLTAGE: 400V PER IEC60664
600V PER UL2238
CURRENT: 8A
 - 7 POLE: VOLTAGE: 320V PER IEC60664
600V PER UL2238
CURRENT: 8A
 - 8 POLE: VOLTAGE: 320V PER IEC60664
600V PER UL2238
CURRENT: 7A
 - TEMP RATING: -20°TO +105°C
 - PROTECTION: IP67 (WHEN MATED)
 - COUPLING THREAD: 1"-16 UN
 - UL RECOGNIZED FILE: E152210
CSA CERTIFIED FILE: LR6837 (B)
 - ALL DIMENSIONS ARE FOR REFERENCE UNLESS TOLERANCED OR NOTED OTHERWISE

PART NO. MATRIX
227020A01M010
 POLES (6,7,8) FINISHED LENGTH:
 M005= 0.5 METER
 M010= 1 METER
 M100= 10 METER
 F010= 1 FOOT
 F100= 10 FEET

CABLE LENGTH TOLERANCES

>.3M [1FT]:	+19mm-0 [+.75in-0]
.3 - .9M [1 - 3FT]:	+44.5mm-0 [+1.75in-0]
.9 - 1.8M [3 - 6FT]:	+55.6mm-0 [+2.19in-0]
1.8 - 3.7M [6 - 12FT]:	+88.9mm-0 [+3.50in-0]
3.7 - 7.3M [12 - 24FT]:	+165.1mm-0 [+6.50in-0]
7.3-14.6M [24 - 48FT]:	+317.5mm-0 [+12.50in-0]
14.6 - 30.5M [48-100FT]:	+622.3mm-0 [+24.50in-0]
OVER 30M [100FT]	+2% OF FINISHED LENGTH

8	WRAP LABEL	VINYL	BLACK/YELLOW
7	CONTACT PIN	COPPER ALLOY	GOLD PLATED
6	MALE INSERT	TPE	YELLOW
5	OVERMOLD	TPE	YELLOW
4	COUPLING	ZINC DIE-CAST	BLACK
3	CONTACT SOCKET	COPPER ALLOY	GOLD PLATED
2	FEMALE INSERT	TPE	YELLOW
1	CABLE, 16AWG, TPE,STOOW	PVC JACKET	YELLOW
ITEM	DESCRIPTION	MATERIAL	FINISH

PRE-RELEASE
REFERENCE
USE ONLY

THIS DRAWING CONTAINS INFORMATION THAT IS PROPRIETARY TO MOLEX ELECTRONIC TECHNOLOGIES, LLC AND SHOULD NOT BE USED WITHOUT WRITTEN PERMISSION

FUNCTIONAL SYMBOLS	DIMENSION UNITS	SCALE	CURRENT REV DESC: ITEM# 2, 5 & 6 WERE PVC. ADDED "CSA" IN NOTES. ADDED CABLE DIA. MODIFIED MATERIAL TABLE
FA=0	INCH/MM	NTS	
FC=0	GENERAL TOLERANCES (UNLESS SPECIFIED)		
FP=0	mm	INCH	
DIVISIONAL SYMBOLS	4 PLACES	±----	EC NO: 643513
	3 PLACES	±----	DRWN: ABENJAMINLW 2020/07/29
	2 PLACES	±----	CHK'D: RSTONE 2020/08/28
	1 PLACE	±----	APPR: ----
	0 PLACES	±----	INITIAL REVISION:
	ANGULAR TOL ± 0.5 °		DRWN: RSTONE 2016/11/30
	DRAFT WHERE APPLICABLE MUST REMAIN WITHIN DIMENSIONS		APPR: BWOODMAN 2016/12/20
	THIRD ANGLE PROJECTION	DRAWING	SERIES
		C-SIZE	139990
		MATERIAL NUMBER	CUSTOMER
		SEE CHART	GENERAL MARKET
		DOCUMENT NUMBER	DOC TYPE/DOC PART/REVISION
		SD-130011-006	PSD 001 B
		SHEET NUMBER	1 OF 1