



XFIT



KT-FLED60-R1A-UNV-8CSB-VDIM-W

COMPACT 60W GENERAL-PURPOSE LED FLOODLIGHT

DESCRIPTION

Compact 60W General-Purpose LED Floodlight | 120–277V
Input | 3000–5000K | White Housing | Multiple Mounting Options

APPLICATION

Building or ground mount application for outdoor illumination
illumination (landscapes, display signage, loading
docks, building façades, pathways, parking areas,
and other general site lighting requirements)



5YEAR
WARRANTY



PRODUCT FEATURES

- Keystone Color Select technology (3000/4000/5000K)
- Uniform, wide flood design (NEMA 7H x 7V distribution pattern)
- Heavy-duty, die cast aluminum housing featuring built-in glare visor and tempered glass lens
- Powered by Keystone 0–10V dimming LED driver
- Built-in dusk-to-dawn photocell behind translucent 3/4" threaded plug with anti-yellowing agent
- Heavy-duty 1/2" knuckle mount with 90° adjustment and yoke mount options included
- Ambient operating temperature: –30°C/–22°F to 45°C/113°F
- UL listed for wet locations, IP65
- 0–10V dimming, 10% min
- Power Factor: >0.95
- THD: <20%
- LED chip lifetime: L70 >100,000 hrs @ 25°C/77°F ambient fixture temp
- Meets FCC Part 15, Part B, Class A standards for conducted and radiated emissions
- 18" input cable, pre-stripped
- Fixture impact rating IK07

PERFORMANCE SPECIFICATIONS

Catalog Number	Wattage	Selectable CCT*	Lumens	Efficacy	Input Voltage	Housing Color	Optics Type	DLC	CRI	Metal Halide Equivalent
KT-FLED60-R1A-UNV-8CSB-VDIM-W	60W	3000K	7320 lm	122 lm/W	120–277V	White	7H x 7V	Yes	>80	250W MH
		4000K	8580 lm	143 lm/W						
		5000K	8040 lm	134 lm/W						

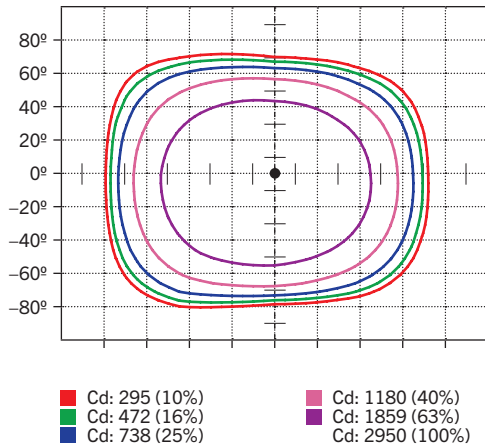
* Color Uniformity: CCT (Correlated Color Temperature) range as per guidelines outlined in ANSI C78.377-2017

KT-FLED60-R1A-UNV-8CSB-VDIM-W

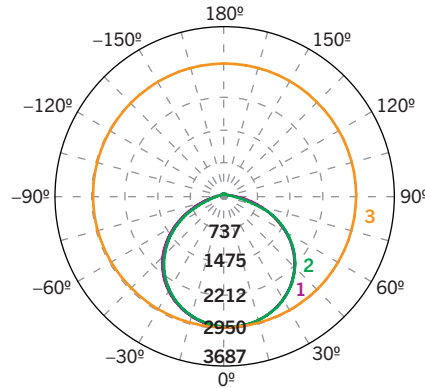
COMPACT 60W GENERAL-PURPOSE LED FLOODLIGHT

PHOTOMETRIC SPECIFICATIONS

ISOCANDELA PLOT



LUMINOUS INTENSITY DISTRIBUTION



Average diffuse angle (50%): 114.9°

1 Violet C0 – C180

2 Green C90 – C270

3 Orange G2

Unit: cd

FLUX DISTRIBUTION

Zone	Lumens	% Luminaire
Forward Light	4,171 lm	50.8%
0°–30°	1,159 lm	14.1%
30°–60°	2,300 lm	28.0%
60°–80°	699 lm	8.5%
80°–90°	14 lm	0.2%
Back Light	3,981 lm	48.4%
0°–30°	1,146 lm	13.9%
30°–60°	2,200 lm	26.8%
60°–80°	624 lm	7.6%
80°–90°	11 lm	0.1%
Up Light	65 lm	0.8%
90°–100°	3 lm	0.0%
100°–180°	61 lm	0.7%

BUG* Rating

Asymmetrical Luminaire Types

Type I, II, III, IV B3 U2 G2

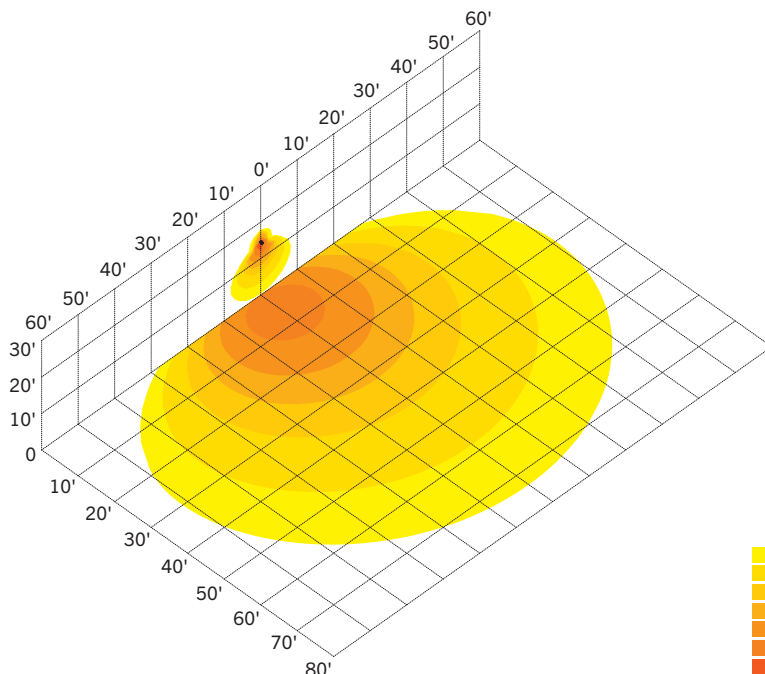
Quadrilateral Symmetrical Luminaire Types

Type V, Area Light B3 U2 G1

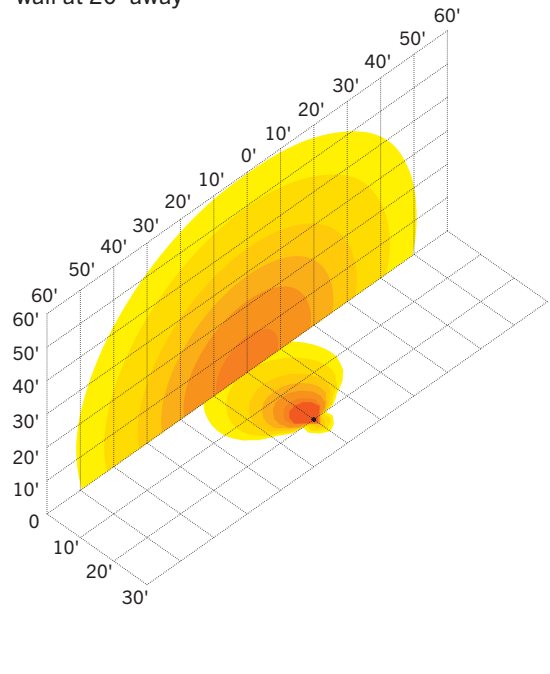
* Backlight, Uplight, Glare

LIGHT DISTRIBUTION PATTERNS (Isometric view from above)

Building exterior mounted at
15', 30° below horizontal



Ground mounted at 6" above ground,
10° above horizontal, shining towards building exterior
wall at 20' away

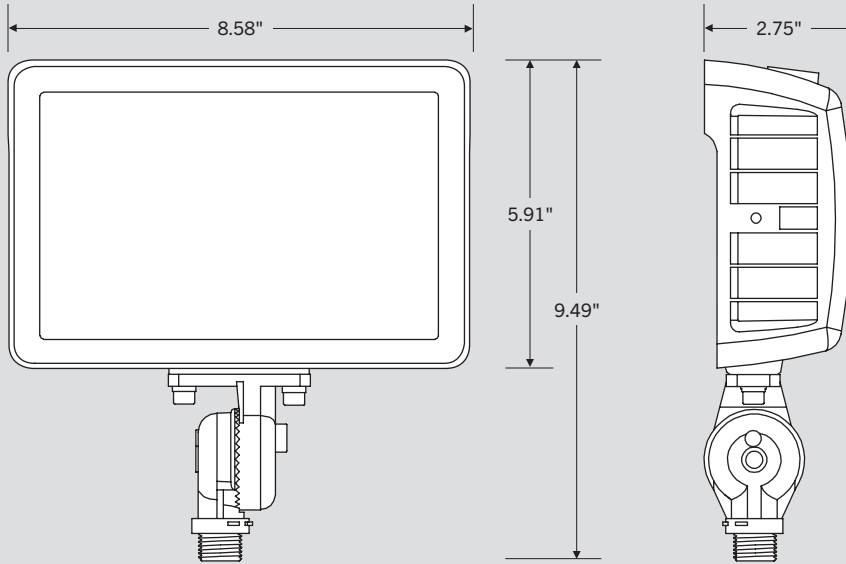


KT-FLED60-R1A-UNV-8CSB-VDIM-W

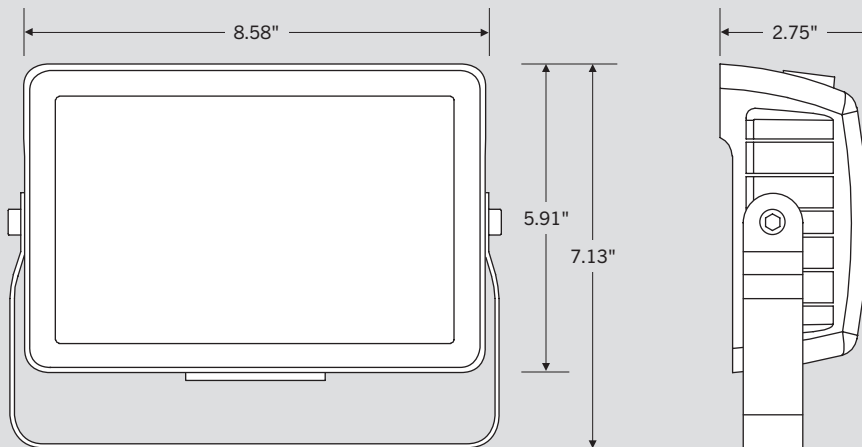
COMPACT 60W GENERAL-PURPOSE LED FLOODLIGHT

PHYSICAL SPECIFICATIONS

KNUCKLE MOUNT



YOKE MOUNT



	EPA
Mounted Vertical	0.42 sq/ft
Mounted Horizontal	0.20 sq/ft
Mounted 45°	0.44 sq/ft



XFIT

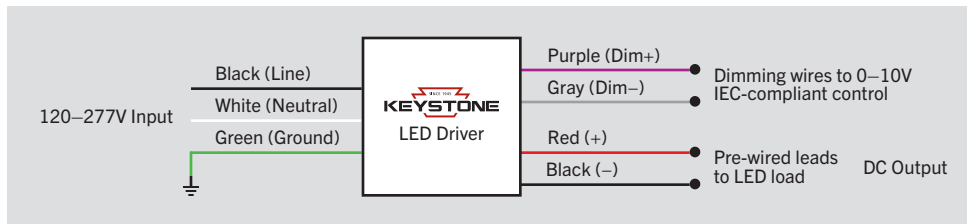


KT-FLED60-R1A-UNV-8CSB-VDIM-W

COMPACT 60W GENERAL-PURPOSE LED FLOODLIGHT

GENERAL SETUP INSTRUCTIONS

GENERAL WIRING DIAGRAM



Caution: Before installing, make certain that AC power to the fixture is off.

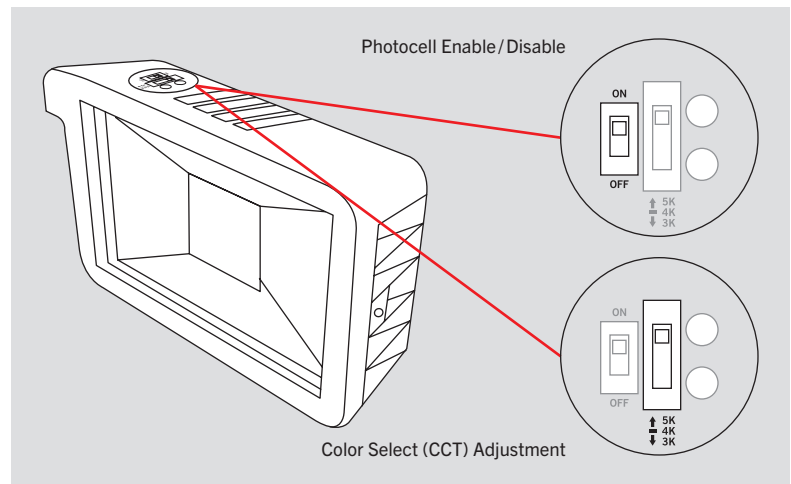
Caution: The electrical rating of this product is 120–277V. Installer must confirm that there is 120–277V at the fixture before installation.

PHOTOCELL ENABLE/DISABLE

This fixture is equipped with a dusk-to-dawn photocell behind the translucent knock-out (KO) cover. Adjust the dip switch to enable (ON) or disable (OFF) the photocell function (see illustrations to the right). Fixture comes pre-set with photocell enabled unless otherwise noted.

COLOR SELECT (CCT) ADJUSTMENT

This fixture is equipped with Color Select technology. There is an adjustable dip switch behind the translucent knock-out (KO) cover to change CCT between 5000K, 4000K, and 3000K (see illustrations to the right). Fixture comes preset at 5000K unless otherwise noted.



ACCESSORIES (SOLD SEPARATELY)

CORD SETS

Factory-Installable OR Field-Installable (field-installable options must be purchased separately)

✓	SUFFIX*	CATALOG NUMBER	DESCRIPTION	UPC	EASY CODE
	/515P6	KT-CS-515P-6-18/3	Cord set; 125V NEMA 5-15P; straight blade plug; 6' SJTOW cable; 18/3 wire	843654140124	UKH-26

* For factory installation of accessory, add suffix to fixture part number (see ordering examples and instructions on last page of spec sheet).

Note: For cord sets not listed here, please contact your Keystone sales rep.

KT-FLED60-R1A-UNV-8CSB-VDIM-W

COMPACT 60W GENERAL-PURPOSE LED FLOODLIGHT

ACCESSORIES (continued)

MOUNTS AND BRACKETS

Field-Installable (field-installable options must be purchased separately)

✓	SUFFIX*	CATALOG NUMBER	DESCRIPTION	UPC	EASY CODE
	N/A	KT-FLED-SM-1-KIT-W	Surface Mount / Wall Mount Kit for Series 1 Flood Lights. Fits 15W thru 60W fixtures. Includes Mounting Hardware. White Housing	843654140551	JNW-56
	N/A	KT-FLED-RC-4-W	Round Cover Plate for mounting Floodlights on 4" Round boxes. Includes Mounting Hardware. White Color	843654129174	UER-55
	N/A	KT-FLED-SF-1-KIT-W	Slip Fitter Mount Adaptor for 15W, 35W, and 60W Rectangular Series 1 LED Floodlight. White	843654153582	JJS-86



Surface Mount / Wall Mount Kit
KT-FLED-SM-1-KIT-W



Round Cover Plate
KT-FLED-RC-4-W



Slip Fitter Mount Adaptor
KT-FLED-SF-1-KIT-W



XFIT



KT-FLED60-R1A-UNV-8CSB-VDIM-W

COMPACT 60W GENERAL-PURPOSE LED FLOODLIGHT

ORDERING INFORMATION

CATALOG NUMBER	PACK QTY.	UPC	EASY CODE
KT-FLED60-R1A-UNV-8CSB-VDIM-W	1	843654128993	KCM-51

CATALOG NUMBER BREAKDOWN

KT-FLED60-R1A-UNV-8CSB-VDIM-W

1	2	3	4	5	6	7	8	9	10	11	12	13
1 Keystone Technologies	2 Fixture Type	3 LED Lamp	4 Max Wattage	5 Shape	6 Series Designation	7 Distribution	8 Mounting	9 CRI	10 Color	11 Color Select Designation	12 Dimming	13 Housing Color
	F Flood			R Rectangular	1 General Purpose Floodlight	A NEMA 7H x 7V	UNV Universal	8 >80	CS Color Select	B 3000/4000/5000K	VDIM 0-10V	W White

ORDERING EXAMPLES

FIXTURE WITH SINGLE FACTORY-INSTALLED ACCESSORY
KT-FLED60-RIA-UNV-8CSB-VDIM-W /515P6

KEYSTONE FIXTURE

CATALOG NUMBER
KT-HBLED60-1.5F-840-VDIM-P /G2

CORD SETS

SUFFIX	CATALOG NUMBER
✓ /515P6	KT-CS-515P-6-18/3