



DIRECT DRIVE D2
DOUBLE-ENDED LINE VOLTAGE LED TUBES

KT-LED40T8-96G-8XX-D2

T8 LED LAMP

DESCRIPTION

40W T8 LED | 3500–5000K | >80 CRI | High Efficiency | 8 Foot



10 YEAR
LIMITED WARRANTY

LAMP TYPE: Linear
BULB TYPE: T8
BASE TYPE: Fa8 (Single-Pin)
WATTAGE: 40W
COLOR TEMPERATURE: 3500–5000K
COLOR RENDERING INDEX (CRI): >80
WARRANTY: 10 Year Limited



PRODUCT FEATURES

- Replacement for conventional T8/T12 8-foot, single-pin fluorescent lamp
- Double-ended line voltage wiring: Connect power to each end for simplified installation
- 50,000+ hour lifetime
- Approximately 50% more energy efficient than standard F96T12 lamps
- Environmentally friendly: No mercury used
- NSF listed: NSF/ANSI Standard 2: Food equipment, splash zone (component level—not for direct food zone without additional fixture considerations)
- Compatible with KT-EMRG-LED-12-1200-AC and KT-EMRG-LED-12-1200-AC /DF LED emergency back ups
- Includes 1 C-clips to be installed with the lamps into the fixture ballast cover to prevent any potential undesired lamp twisting or sagging
- Frosted lens eliminates pixelation
- UL classified
- Operating Temperature: (–20°C/–4°F) (45°C/113°F)
- Working Humidity: 30%-85%
- Integral driver (isolated); Eliminates the need for external driver or ballast
- 130+ lumens per Watt
- Instant startup
- DLC Listed
- Not rated for use in Vapor Tight style fixtures
- Lamp is dimmable when used with an appropriate dimming accessory (purchased separately). Contact Keystone for more details to find out what is best for the intended application.

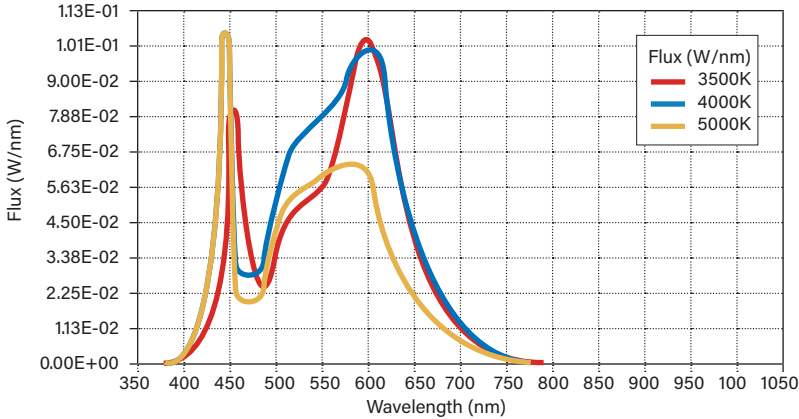
ELECTRICAL AND PERFORMANCE SPECIFICATIONS

Catalog Number	Input Voltage	Power Consumption	Color Temperature (CCT)	Luminous Flux	Efficacy	Beam Angle	Power Factor	Input Current	Rated Life
KT-LED40T8-96G-835-D2	120–277Vac	40W	3500K	5500 lm	138 lm/W	240°	>0.9	0.33 @ 120V 0.14 @ 277V	L70 (Hours) 50,000
KT-LED40T8-96G-840-D2			4000K						
KT-LED40T8-96G-850-D2			5000K						

KT-LED40T8-96G-8XX-D2

T8 LED LAMP

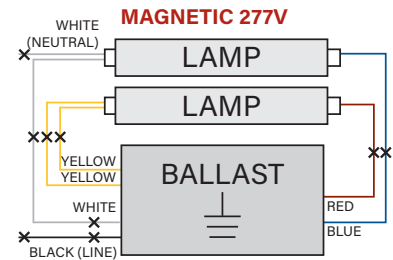
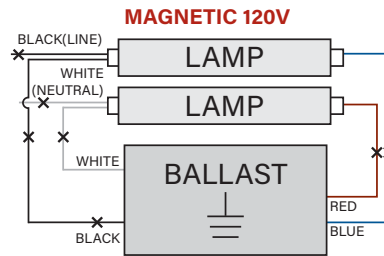
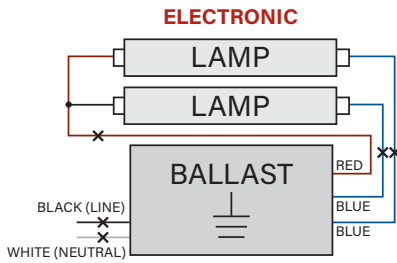
SPECTRAL DISTRIBUTION



WIRING DIAGRAMS

1. Identify ballast configuration as shown below and cut all wires connected to the ballast accordingly.

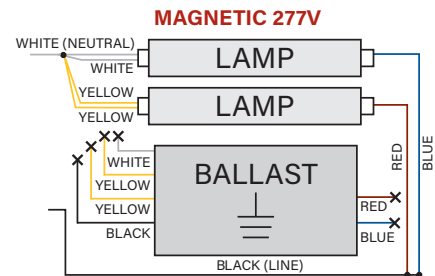
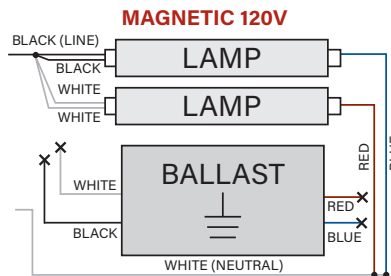
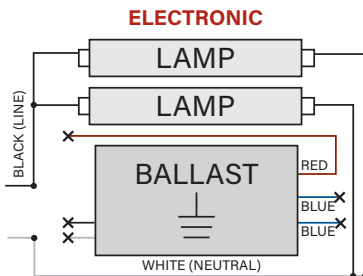
Typical Ballast Configurations:



2. Confirm that the lampholders in the fixture are single-pin Fa8 lampholders. These DirectDrive LED tubes require single-pin Fa8 lampholders.

3. Rewire the fixture using existing lampholders as shown below according to the original ballast wiring configuration.

Typical Ballast Configurations:

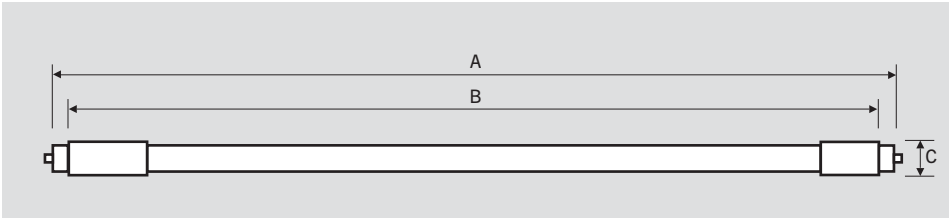




KT-LED40T8-96G-8XX-D2

T8 LED LAMP

PHYSICAL CHARACTERISTICS



LAMP DIMENSIONS

A (Body Length)	93.31"
B (Illuminated Length)	87.41"
C End Cap Diameter	1.31"
D Dimension	1.08"

NOMINAL LENGTH: 96"

BASE TYPE: Fa8 (Single-Pin)

ORDERING INFORMATION

ORDER CODE	PACK QTY.	UPC	EASY CODE	DLC PRODUCT ID
KT-LED40T8-96G-835-D2	10	843654140018	GAP-29	PLW488ISMIHX
KT-LED40T8-96G-840-D2	10	843654140025	LQA-37	PL4JB5PJ5DXW
KT-LED40T8-96G-850-D2	10	843654140032	RLU-31	PLHLFQZME6L4

CATALOG NUMBER BREAKDOWN

KT-LED40T8-96G-8XX-D2

1 2 3 4 5 6 7 8 9

- 1 Keystone Technologies
- 2 LED Lamp
- 3 Wattage
- 4 Lamp Type
- 5 Nominal Length (Inches)
- 6 Glass
- 7 80 CRI
- 8 Color Temperature
- 9 Double Drive Series