


LED Slim Profile White  
380911WH (White)

Project Name: \_\_\_\_\_  
Location: \_\_\_\_\_  
Type: \_\_\_\_\_  
Qty: \_\_\_\_\_  
Comments: \_\_\_\_\_



Certifications/Qualifications	
Location Rating	CSA UL Listed Wet
	<a href="http://www.kichler.com/warranty">www.kichler.com/warranty</a>

Dimensions	
Weight	3.00 LBS
Height	4.50"







Mounting/Installation	
Mounting Weight	3.00 LBS

Photometrics	
Color Rendering Index	80
Color Temperature Range	2700
Kelvin Temperature	2700K

Primary Lamping	
Lamp Included	I
Lamp Type	E26
Light Source	LED
# of Bulbs/LED Modules	1
Socket Type	Medium

Product/Ordering Information	
SKU	380911WH
Finish	White
Style	Traditional
UPC	783927601009

Specifications	
Material	ABS/GLASS

Additional Finishes	
	Antique Satin Silver
	Coffee Mocha
	Distressed Black
	Matte White
	Satin Black
	White

Kichler  
7711 East Pleasant Valley Road Cleveland, Ohio 44131-8010  
Toll free: 866.558.5706 or [kichler.com](http://kichler.com)

Notes:  
1) Information provided is subject to change without notice. All values are design or typical values when measured under laboratory conditions.  
2) Incandescent Equivalent: The incandescent equivalent as presented is an approximate number and is for reference only.

