

# PN12c Multipin Plugs & Receptacles – 7.5A

## Ratings

- **Voltage**  
600 VAC Max/130 VDC
- **Amperage Rating**  
5A Current Interrupting  
7.5A Non-Current Interrupting  
! PN12c is capable of handling  
4-20mA low current applications
- **Environmental Ratings**  
\*IP66/IP67 (Poly/Metal)
- **Temperature Range**  
Min -40°F / Max 140°F  
See pg 253 for temps below -15°F.
- **Wiring Capacity**  
Min 18 AWG Max 14 AWG
- **Certifications**  
UL Coming Soon!

## Receptacle (female)



## Inlet (male)



**!** Don't forget to add installation accessories to your order

## North American Configurations

Voltage	Polarity	Part #			Part #		
		Poly	Metal	Stainless Steel	Poly	Metal	Stainless Steel
<b>600V</b>	11P+G	03-A4001	07-A4001	07-A4001-SS	03-A8001	07-A8001	07-A8001-SS

For international configurations and ratings (IEC, CE) visit [meltric.com/international-catalog](http://meltric.com/international-catalog) or contact customer service at 800.433.7642.

## Main Options



**Mushroom Pawl**



**Padlock Pawl**



**Locking Pawl**

## Receptacle Options

## Suffix #

## Inlet Options

## Suffix #

Reverse Interiors

**Recept # - 001**

Reverse Interiors

**Inlet # - 001**

With Flush Mount (poly only)

**Recept # - 142**

Locking Pawl

**Recept # - 824-300**




**!** See pages 230-239 for detailed information on these options





**Order Example: 600V PN12c + Reverse Interiors**  
PN12c Receptacle 11P+G = 03-A4001-**001**




# INSTALLATION ACCESSORIES – SIZE 1




Unless indicated otherwise, accessories can be used with either poly or metal plugs and receptacles.

## HANDLES


HANDLE w/NPT	Part # Poly	Part # Metal
	1/2" 511P0N05	591P0N05
	3/4" 511P0N07	591P0N07
	1" 511P0N10	591P0N10


HANDLE w/CORD GRIP Cable Range	Poly	Metal
	.438 - .500" 711P0BP3	791P0BS3
	.500 - .562" 711P0BP4	791P0BS4
	.562 - .625" 711P0BP5	791P0BS5
	.625 - .750" 711P0CP4	791P0CS4

90° NYLON HANDLE Threaded Opening w/NPT	
	1/2" 751P9N05
	3/4" 751P9N07
	1" 751P9N10

STAINLESS STEEL HANDLE w/NPT	
	1/2" 7X1P0N05
	3/4" 7X1P0N07
	1" 7X1P0N10

For 1/2" NPT size, a hole size reducer is utilized


NYLON HANDLE w/Cable Range	
	.35 - .70" 511P0D18


ANGLED NYLON HANDLE w/Cable Range	
	.35 - .70" 511P6D18


For available cord grips, see pg 178

For a guideline of NPT based cable ranges, see PN7c on pg 75.


## ANGLES


NYLON ANGLE	
	30° for MB Box 511M3

METAL ANGLE	
	0° 591M0

	FS/FD Box 30° 791M3FS
---	-----------------------

\* Base measures approximately 4.2" x 2.7". Due to the variation in sizes of FS boxes, please verify that your FS box matches our dimensions, if not call Customer Service for other solutions.

	45° 591M4
---	-----------

STAINLESS STEEL ANGLE	
	45° 7X1M4

## BOXES

POLY CONDUIT ENTRY w/NPT	Part #
	30° 1/2" 511B3N05
	30° 3/4" 511B3N07


\* 6.9 in<sup>3</sup>

POLY WALL BOX w/NPT	Part #
	0° 1/2" 511B0N05
	0° 3/4" 511B0N07

\* 3.4 in<sup>3</sup>





METAL WALL BOX w/NPT	Part #
	0° 1/2" 591B0N05
	0° 3/4" 591B0N07




\* 3.7 in<sup>3</sup>

POLY WALL BOX w/NPT	Part #
	70° 1/2" - 1 1/4" 511C7000

\* 84.2 in<sup>3</sup>

70° poly boxes are not drilled. Contact customer service if factory drilled is required.  
\* Interior volume with receptacle installed.

METAL BOX w/NPT	Part #
	0° 1/2" 7T1F0N05
	0° 3/4" 7T1F0N07
	0° 1" 7T1F0N10
	0° 1 1/4" 7T1F0N12

METAL BOX WITH NYLON ANGLE w/NPT	Part #
	30° 1/2" 711C3N05
	30° 3/4" 711C3N07
	30° 1" 711C3N10
	30° 1 1/4" 711C3N12



\* 30.0 in<sup>3</sup>

\* Interior volume with receptacle installed.

METAL BOX WITH METAL ANGLE w/NPT	Part #
	45° 1/2" 791C4N05
	45° 3/4" 791C4N07
	45° 1" 791C4N10
	45° 1 1/4" 791C4N12


\* 26.9 in<sup>3</sup>

\* Interior volume with receptacle installed.

STAINLESS STEEL BOX WITH STAINLESS STEEL ANGLE w/NPT	Part #
	30° 3/4" 7X1C3N07
	30° 1" 7X1C3N10

\* Includes angle adapter as shown.

## MISCELLANEOUS ACCESSORIES

PROTECTIVE CAP	Part #	
	01-NA126	Will not fit devices with reverse interiors. For Male Devices Only.

FLUSH MOUNT	Part #
	01-2A142

CORD GRIP with MESH	
	see page 178

MULTI-CONTACT REMOVAL TOOL	Part #
	61-CA593

CRIMPER TOOL (GREENLEE OR EQUAL)	Part #
	4CN30

EUROPEAN CRIMPING TOOL	Part #
	61-CA500