

1. CONFIGURATION IS AS SHOWN IN FIGURE 1.
2. ALL DIMENSIONS ARE IN INCHES.

- (1) STICK ON LABEL
- (2) 6 POSITION SINGLE FUSION SPLICE HOLDERS
- (8) TIE WRAPS
- (1) BLUE/GREEN INSERT FILM
- (2) STRAIN RELIEF GROMMETS
- (2) FOAM COMPRESSION BARS

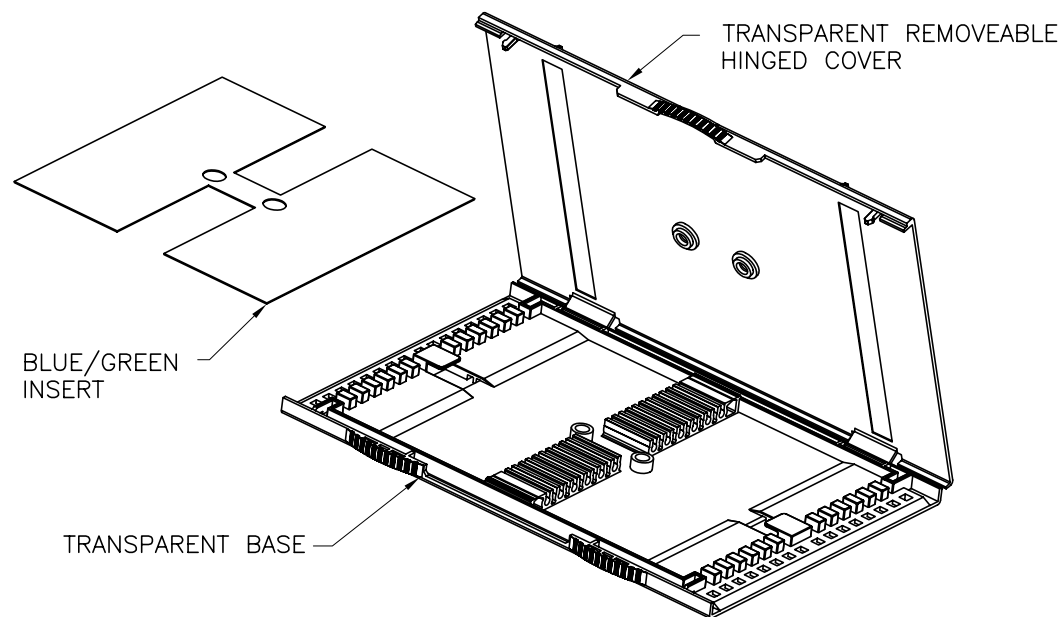
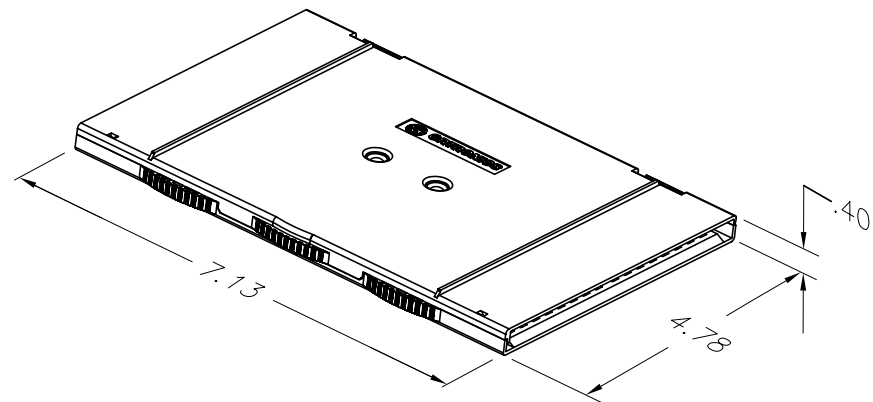
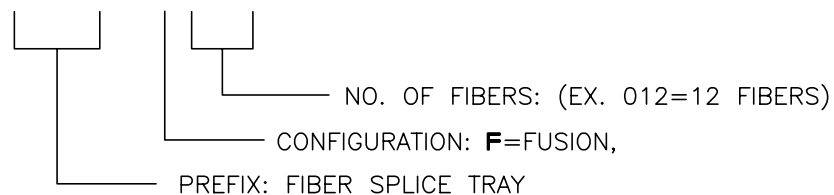


FIGURE 1

FST2-F012



PART NUMBER LEGEND

*** NOTICE ***

THIS DOCUMENT CONTAINS CONFIDENTIAL AND/OR PROPRIETARY INFORMATION INTENDED FOR USE ONLY BY THE INDIVIDUAL(S) SPECIFIED HEREIN AND ONLY FOR THE PURPOSE(S) PROVIDED. NEITHER THIS DOCUMENT, NOR ANY INFORMATION CONTAINED HEREIN, MAY BE COPIED, DISTRIBUTED, DISCLOSED TO ANY THIRD PARTY OR USED IN ANY MANNER OTHER THAN FOR WHICH IT HAS BEEN PROVIDED, WITHOUT THE PRIOR WRITTEN CONSENT OF ORTRONICS, INC.



DWN.BY:	RYNASKI	DATE	3/12/08
CHK.BY:	AM		03/14/08
APP.BY:	MEM		03/14/08

TITLE

SPLICE TRAY, TRANSPARENT PLASTIC, MULTI-FIBER

SIZE	CAD FILE	PART NUMBER	REV
A	FST2012C	0R-FST2-F012	00
SCALE	NONE	REL DATE 3/12/08	SHEET 1 OF 1