

# Deep Regress Wafer - Field Adjustable

**RAB**



4" Round Smooth



6" Round Smooth



4" Round Baffle



6" Round Baffle

PROJECT:

DATE:

TYPE:

PREPARED BY:



## KEY FEATURES

- 5 color temperatures in 1 SKU (2700K, 3000K, 3500K, 4000K, 5000K)
- **Back-lit** deep regress remote driver downlight
- Available in a **smooth trim** option
- No recessed housing or j-box required
- **New construction** or **retrofit** applications
- **UL wet location** rated
- **Smooth diffused uniform** light distribution
- **Dimmable** down to 5% on compatible dimmers
- **Spring-loaded** retention clips
- Robust, **die-cast aluminum** construction
- **IC** and **airtight** rated
- **5-Year, No-Compromise Warranty**

## Deep Regress Wafer - Field Adjustable



90 CRI



FIELD  
ADJUSTABLE



50,000  
HOURS



120V



DAMP  
RATED



IC RATED



FCC  
LISTED



RoHS

## TECHNICAL SPECIFICATIONS

### CONSTRUCTION

#### Housing Material

Cold rolled steel housing

Housing construction includes LED array, heat sink, reflector, lens and smooth cone and trim ring.

#### Housing Finish

Matte White

#### Trim Style

Smooth, Baffle

#### Lens

- Regressed lens provides cut off and low glare
- Impact-resistant polycarbonate
- Convex form and lamp-like appearance
- Diffuse for even illumination

#### LEDs

Back-lit LED array provides a uniform source with high efficiency and no pixilation

#### Controls

Dipswitch mounted on driver box for 5 CCT selection

#### Mounting

Mounting / Retention

- The RL-DM requires no housing or third party junction box
- The remote enclosure may be used in direct contact with insulation.
- Installer must cut template out of drywall and install into aperture with the clips compressed.
- When released, the spring clips will rest on to the back side of the drywall
- Not for installation in recessed housings

#### Installation

- Can be installed in 1/2" to 1-1/4" thick ceilings
- Cutout template provided in package
- Heat treated springs hold fixture fitting securely in the ceiling

### COMPLIANCE

#### Safety Listing

UL Listed

#### Environment/Fixture Rating

Wet Location. Can be used in wet and damp location.

#### T24 JA8 Compliant

Only 90CRI models

#### Lawful for Sale in California

Yes

#### IC Rated

Yes

#### Energy Star Compliant

Yes

#### Air Tight

Yes

#### FCC

Complies with Part 15 of the FCC Rules.

#### RoHS

Mercury and UV free. RoHS-compliant components.

### ELECTRICAL

#### THD

≤25%

#### Power Factor

≥0.9

#### Input Voltage

120V

#### Operating Frequency

60Hz

#### Operating Temperature

-30°C to 40°C

#### Dimming

TRIAC and ELV dimming compatibility

#### Note

All values are typical (tolerance +/- 10%)

# Deep Regress Wafer - Field Adjustable



## TECHNICAL SPECIFICATIONS CONT.

### OTHER

#### Warranty

RAB warrants that our LED products will be free from defects in materials and workmanship for a period of five (5) years from the date of delivery to the end user, including coverage of light output, color stability, driver performance and fixture finish.

RAB warranty is subject to all terms and conditions found at: [rablighting.com](http://rablighting.com)

### PERFORMANCE

#### Lifespan

50,000-hour LED lifespan based on IES LM-80 results and TM-21 calculations

## DIMENSIONS

## PERFORMANCE

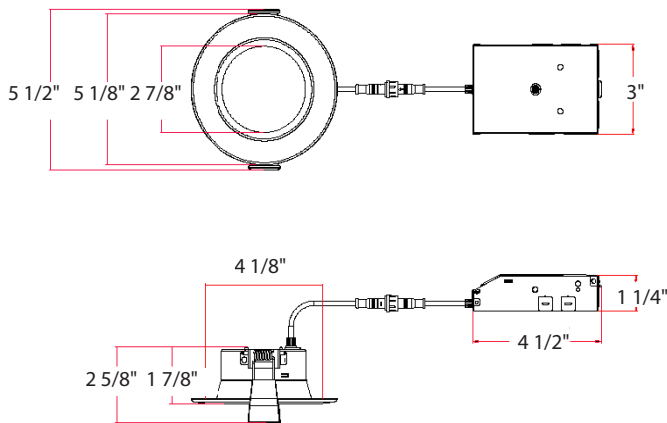
### Deep Regress Wafer

	9W -4" ROUND	13 -6" ROUND
LUMENS	600	1,000
INPUT WATTS	9W	13W
LM/W	66.7	76.9
CRI	90	90
EQUIVALENCY	60W INCANDESCENT	75W INCANDESCENT
CCT	2700K / 3000K / 3500K / 4000K / 5000K	

## DIMENSIONS

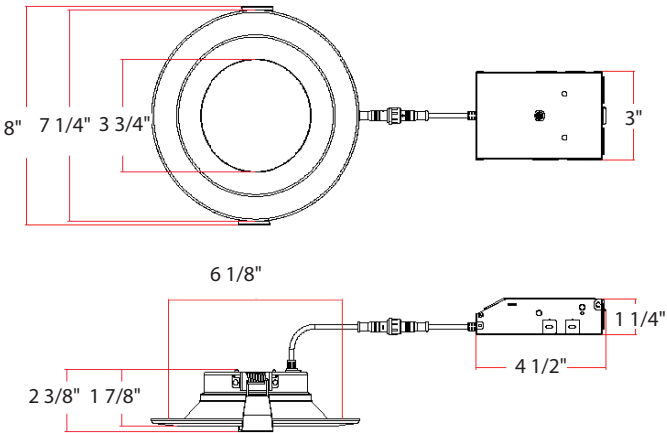
### 4" Round

Weight: 0.91 lb



### 6" Round

Weight: 1.1 lb

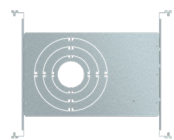


# Deep Regress Wafer - Field Adjustable



## ACCESSORIES


### Mounting Plates



DLPLATE/WFR3468/NB



DLPLATE/WFR3456



DLPLATE/WFR4/NB/CL



DLPLATE/WFR6/NB/CL

Catalog Number	UPC	Description
DLPLATE/WFR3468/NB	0192552000673	MOUNTING PLATE WITH NAILER BAR FOR WAFER 3/4/6/8IN
DLPLATE/WFR3456	0192552025584	DL ECO MOUNTING PLATE GREY FOR WAFER 3"/4"5"6"
DLPLATE/WFR4/NB/CL	0192552036993	MOUNTING PLATE FOR WAFER 4" W/ DRYWALL COLLAR & EXTENSION BAR
DLPLATE/WFR6/NB/CL	0192552037006	MOUNTING PLATE FOR WAFER 6" W/ DRYWALL COLLAR & EXTENSION BAR

### Goof Ring



Catalog Number	UPC	Description
RFLED-GOOF-6R-8R-W	0192552013734	RETROFIT ACC 6"-8" GOOF RING WH PLASTIC SMOOTH

### Extension Cables



Catalog Number	UPC	Description
EXTCBL-FA-6	019813908502	EXT CABLE FOR WAFER FA 6 FOOT
EXTCBL-FA-12	019813908519	EXT CABLE FOR WAFER FA 12 FEET
EXTCBL-FA-20	019813908526	EXT CABLE FOR WAFER FA 20 FEET

### Emergency Drivers



DRI-25-EMGR-DC



DRI-21-EMGR-DC-D10

Catalog Number	UPC	Description
DRI-25-EMGR-DC	019813519180	EM DRIVER 100-277V 8WINPUT OUTPUT 25W 170VDC
DRI-21-EMGR-DC-D10	0192552028264	EM DRIVER 100-277V 21W-300W 0-10V DIM

## ORDERING MATRIX

### WAFER- Field Adjustable, 90CRI

Family	Fixture Type	Size-Shape	Wattage	CRI	Color Temperature	Voltage Rating	Fixture Finish	Trim Finish
WFR	D			9	FA	120	W	S
	D = Deep Regress	4R = 4" Round 6R = 6" Round for 4" Round 9 = 9W For 6" Round 13 = 13W		9 = 90 CRI	FA = Field Adjustable (30K/35K/40K/50K)	120 = 120V	W = White	S = Smooth