

# Product data sheet

Specifications



soft starter for asynchronous motor,  
Altistart 01, ATS01, 12A, 380 to  
415V, 5.5kW

ATS01N212QN

Product availability: Non-Stock - Not normally stocked in  
distribution facility

Price\*: 210.00 USD

## Main

|                              |   |
|------------------------------|---|
| Range of Product             | Altistart 01  |
| Product or Component Type    | Soft starter  |
| Product destination          | Asynchronous motors   |
| Product Specific Application | Simple machine  |
| Device short name            | ATS01   |
| Phase                        | 3 phase   |
| [Us] rated supply voltage    | 380...415 V - 10...10 %   |
| Motor power kW               | 5.5 kW, 3 phase 380...415 V   |
| IcL starter rating           | 12 A  |
| Utilisation category         | AC-53B EN/IEC 60947-4-2   |
| Current consumption          | 60 A at nominal load  |
| Type of start                | Start with voltage ramp   |
| Power dissipation in W       | 4 W at full load and at end of starting<br>124 W in transient state |

## Complementary

|                              |  |
|------------------------------|--|
| Assembly style               | With heat sink   |
| Function Available           | Integrated bypass  |
| Supply voltage limits        | 342...456 V  |
| Supply frequency             | 50...60 Hz - 5...5 %   |
| Network Frequency            | 47.5...63 Hz   |
| output voltage               | <= power supply voltage  |
| [Uc] control circuit voltage | Built into the starter   |
| Starting time                | Adjustable from 1 to 10 s  |
| Deceleration time symb       | Adjustable from 1 to 10 s  |
| Starting torque              | 30...80 % of starting torque of motor connected directly on the line supply      |
| Discrete input type          | Logic LI1, LI2, BOOST) stop, run and boost on start-up functions <= 8 mA 27 kOhm |
| Discrete input voltage       | 24...40 V  |
| Discrete input logic         | Positive LI1, LI2, BOOST < 5 V <= 0.2 mA > 13 V, >= 0.5 mA                       |
| Discrete output current      | 2 A DC-13<br>3 A AC-15   |

Price is "List Price" and may be subject to a trade discount – check with your local distributor or retailer for actual price.

Disclaimer: This documentation is not intended as a substitute for and is not to be used for determining suitability or reliability of these products for specific user applications

|                           |  |
|---------------------------|--|
| Discrete output type      | Open collector logic LO1 end of starting signal<br>Relay outputs R1A, R1C NO   |
| Discrete output voltage   | 24 V 6...30 V) open collector logic  |
| Minimum switching current | 10 mA 6 V DC relay outputs   |
| Maximum switching current | Relay outputs 2 A 250 V AC cos phi = 0.5 20 ms inductive<br>Relay outputs 2 A 30 V DC cos phi = 0.5 20 ms inductive  |
| Display type              | 1 LED Green)starter powered up<br>1 LED Yellow)nominal voltage reached   |
| tightening torque         | 16.8...22.1 lbf.in (1.9...2.5 N.m)<br>4.4 lbf.in (0.5 N.m)   |
| Electrical connection     | 4 mm screw clamp terminal - rigid 1 1...10 mm² AWG 8 power circuit<br>Screw connector - rigid without cable end 1 0.5...2.5 mm² AWG 14 control circuit<br>4 mm screw clamp terminal - rigid 2 1...6 mm² AWG 10 power circuit<br>Screw connector - rigid 2 0.5...1 mm² AWG 17 control circuit<br>Screw connector - flexible with cable end 1 0.5...1.5 mm² AWG 16 control circuit<br>4 mm screw clamp terminal - flexible without cable end 1 1.5...10 mm² AWG 8 power circuit<br>Screw connector - flexible without cable end 1 0.5...2.5 mm² AWG 14 control circuit<br>4 mm screw clamp terminal - flexible with cable end 2 1...6 mm² AWG 10 power circuit<br>4 mm screw clamp terminal - flexible without cable end 2 1.5...6 mm² AWG 10 power circuit<br>Screw connector - flexible without cable end 2 0.5...1.5 mm² AWG 16 control circuit |
| Marking                   | CE   |
| Operating position        | Vertical +/- 10 degree   |
| Height                    | 4.9 in (124 mm)  |
| Width                     | 1.8 in (45 mm)   |
| Depth                     | 5.2 in (131 mm)  |
| Net Weight                | 0.93 lb(US) (0.42 kg)  |
| Compatibility code        | ATS01N2  |
| Motor power range AC-3    | 4...6 kW 380...440 V 3 phase   |
| Motor starter type        | Soft starter   |

## Environment

|                               |  |
|-------------------------------|--|
| Electromagnetic compatibility | Conducted and radiated emissions level B conforming to CISPR 11<br>Conducted and radiated emissions level B conforming to IEC 60947-4-2<br>Damped oscillating waves level 3 conforming to IEC 61000-4-12<br>Electrostatic discharge level 3 conforming to IEC 61000-4-2<br>EMC immunity level 3 conforming to EN 50082-1<br>EMC immunity level B conforming to EN 50082-2<br>Harmonics level 3 conforming to IEC 1000-3-2<br>Harmonics level 3 conforming to IEC 1000-3-4<br>Immunity to conducted interference caused by radio-electrical fields level 3 conforming to IEC 61000-4-6<br>Immunity to electrical transients level 4 conforming to IEC 61000-4-4<br>Immunity to radiated radio-electrical interference level 3 conforming to IEC 61000-4-3<br>Micro-cuts and voltage fluctuation conforming to IEC 61000-4-11<br>Voltage/current impulse level 3 conforming to IEC 61000-4-5 |
| Standards                     | EN/IEC 60947-4-2   |
| Product Certifications        | CCC<br>UL<br>GOST<br>CSA<br>C-tick   |
| IP Degree of Protection       | IP20   |
| Pollution degree              | 2 EN/IEC 60947-4-2   |
| Vibration resistance          | 1 gn (f= 13...150 Hz) conforming to EN/IEC 60068-2-6<br>1.5 mm peak to peak (f= 3...13 Hz) conforming to EN/IEC 60068-2-6  |

|                                       |  |
|---------------------------------------|--|
| Shock resistance                      | 15 gn 11 ms EN/IEC 60068-2-27  |
| Relative humidity                     | 5...95 % without condensation or dripping water EN/IEC 60068-2-3   |
| Ambient air temperature for operation | 14...104 °F (-10...40 °C) (without derating)<br>104...122 °F (40...50 °C) (with current derating of 2 % per °C)      |
| Ambient air temperature for storage   | -13...158 °F (-25...70 °C) EN/IEC 60947-4-2  |
| Operating altitude                    | <= 3280.84 ft (1000 m) without derating<br>> 3280.84 ft (1000 m) with current derating of 2.2 % per additional 100 m |

## Ordering and shipping details

|                   |               |
|-------------------|---------------|
| Category          | US10I1122392  |
| Discount Schedule | 0I11          |
| GTIN              | 3389110667264 |
| Returnability     | Yes           |
| Country of origin | DE            |

## Packing Units

|                              |                            |
|------------------------------|----------------------------|
| Unit Type of Package 1       | PCE                        |
| Number of Units in Package 1 | 1                          |
| Package 1 Height             | 2.17 in (5.500 cm)         |
| Package 1 Width              | 5.98 in (15.200 cm)        |
| Package 1 Length             | 6.89 in (17.500 cm)        |
| Package 1 Weight             | 18.519 oz (525.000 g)      |
| Unit Type of Package 2       | S03                        |
| Number of Units in Package 2 | 14                         |
| Package 2 Height             | 11.81 in (30.000 cm)       |
| Package 2 Width              | 11.81 in (30.000 cm)       |
| Package 2 Length             | 15.75 in (40.000 cm)       |
| Package 2 Weight             | 17.604 lb(US) (7.985 kg)   |
| Unit Type of Package 3       | P06                        |
| Number of Units in Package 3 | 112                        |
| Package 3 Height             | 29.53 in (75.000 cm)       |
| Package 3 Width              | 23.62 in (60.000 cm)       |
| Package 3 Length             | 31.50 in (80.000 cm)       |
| Package 3 Weight             | 163.169 lb(US) (74.012 kg) |

## Contractual warranty

|          |           |
|----------|-----------|
| Warranty | 18 months |
|----------|-----------|


# Environmental Data

Schneider Electric aims to achieve Net Zero status by 2050 through supply chain partnerships, lower impact materials, and circularity via our ongoing “Use Better, Use Longer, Use Again” campaign to extend product lifetimes and recyclability.

[Environmental Data explained >](#)

[How we assess product sustainability >](#)

## Use Better

|  Materials and Substances |  |
|--|--|
| Packaging made with recycled cardboard   | Yes  |
| Packaging without single use plastic   | Yes  |
| <a href="#">EU RoHS Directive</a>  | Pro-active compliance (Product out of EU RoHS legal scope)   |
| REACH Regulation   | <a href="#">REACH Declaration</a>  |
| China RoHS Regulation  | <a href="#">China RoHS declaration</a>   |
| California proposition 65  | <b>WARNING:</b> This product can expose you to chemicals including: Lead and lead compounds, which is known to the State of California to cause cancer and birth defects or other reproductive harm. For more information go to <a href="http://www.P65Warnings.ca.gov">www.P65Warnings.ca.gov</a> |

## Use Again

|  Repack and remanufacture |  |
|--|--|
|--|--|

WEEE



The product must be disposed on European Union markets following specific waste collection and never end up in rubbish bins.

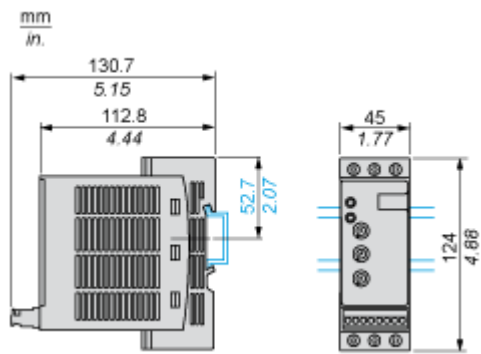
Take-back

No

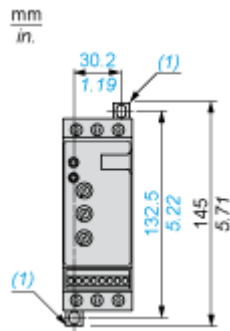
Dimensions Drawings

Dimensions

Mounting on Symetrical (35 mm) Rail



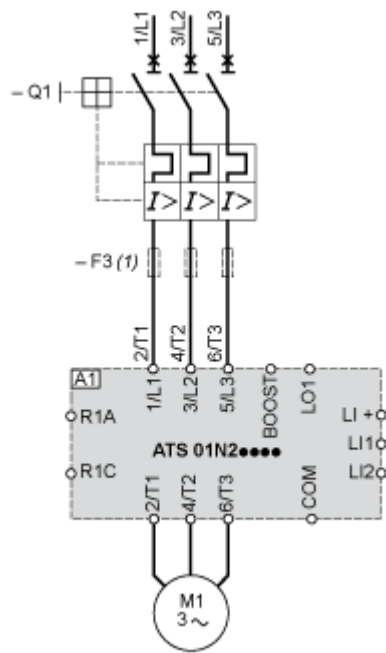
Screw Fixing



(1) Retractable fixings

Connections and Schema

Example of Manual Control



A1 : Soft start/soft stop unit

(1) For type 2 coordination

Q1 : Motor circuit-breaker

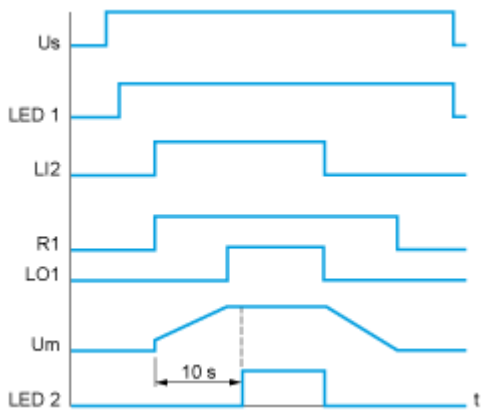
F3 : 3 fast-acting fuses

Technical Description

Function Diagram

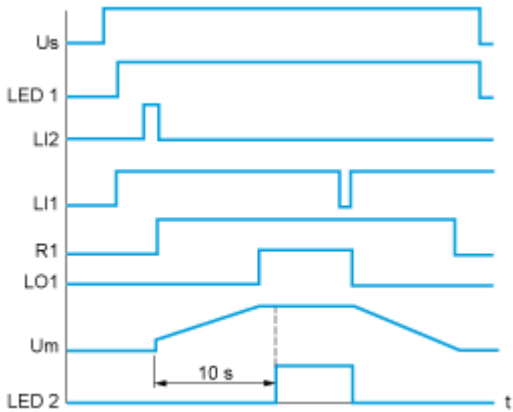
---

2-wire Control with Deceleration



- Us : Power supply voltage
- LED 1 : Green LED
- LI2 : Logic input
- R1 : Relay output
- LO1 : Logic output
- LED 2 : Yellow LED

3-wire Control with Deceleration



- Us : Power supply voltage
- LED 1 : Green LED
- LI2, LI1 : Logic inputs
- R1 : Relay output
- LO1 : Logic output
- Um : Motor voltage
- LED 2 : Yellow LED



Image of product / Alternate images

Alternative

---



