

BGA36110

Circuit breaker, PowerPact B, 110A, 3 pole,
600Y/347VAC, 18kA, I-Line, thermal magnetic,
80%, ABC



Main

Range	PowerPact
Product name	PowerPact B
Device short name	BG 110
Product or Component Type	Circuit breaker
Device Application	Distribution

Complementary

Line Rated Current	110 A
Number of Poles	3P
Control Type	Toggle
Breaking capacity code	G
Breaking capacity	65 KA 208Y/120 V AC 50/60 Hz UL 489 65 KA 240 V AC 50/60 Hz UL 489 35 KA 480/277 V AC 50/60 Hz UL 489 35 KA 480 V AC 50/60 Hz UL 489 20 KA 250 V DC UL 489 20 KA 600Y/347 V AC 50/60 Hz UL 489
[Ue] rated operational voltage	525 V AC 50/60 Hz UL 489
Network Frequency	50/60 Hz
[Ics] rated service breaking capacity	65 KA 220...240 V AC 50/60 Hz IEC 60947-2 18 KA 500...525 V AC 50/60 Hz IEC 60947-2 35 KA 380...415 V AC 50/60 Hz IEC 60947-2 35 KA 440 V AC 50/60 Hz IEC 60947-2
[Uimp] rated impulse withstand voltage	8 kV IEC 60947-2
Trip unit technology	Thermal-magnetic
Continuous current rating	80 %
[Ui] rated insulation voltage	800 V IEC 60947-2
Suitability for isolation	Yes IEC 60947-2
Utilisation category	Category A
Mechanical durability	20000 cycles IEC 947-1 Annex K ed 5.2
Electrical durability	10000 cycles IEC 947-1 Annex K ed 5.2 440 V In
Connection pitch	1.06 in (27 mm)
AWG gauge	AWG 14...AWG 2/0 aluminium/copper
Local signalling	Presence of auxiliary contacts flag green)
Mounting mode	I-Line
Electrical connection	I-Line connection, line Lugs, load
Mounting Height	4.5 in (114 mm)
Tightening torque	31.9...38.9 Lbf.in (3.6...4.4 N.m) 0.004...0.009 in ² (2.5...6 mm ²) (AWG 14...AWG 10) 44.3...54.9 lbf.in (5...6.2 N.m) 0.02...0.1 in ² (10...70 mm ²) (AWG 8...AWG 2/0)

The information provided in this documentation contains general descriptions and/or technical characteristics of the performance of the products contained herein. This documentation is not intended as a substitute for and is not to be used for determining suitability or reliability of these products for specific user applications. It is the duty of any such user or integrator to perform the appropriate and complete risk analysis, evaluation and testing of the products with respect to the relevant specific application or use thereof. Neither Schneider Electric Industries SAS nor any of its affiliates or subsidiaries shall be responsible or liable for misuse of the information contained herein.

Number of slots	1 auxiliary switch OF plug-in 1 voltage release MN or MX plug-in 1 alarm switch SD plug-in
Power wire stripping length	0.8 in (20 mm)
Color	Gray RAL 7016)
9 mm pitches	9
Height	5.4 in (137 mm)
Width	3.2 in (81 mm)
Depth	3.5 in (89 mm)
Net Weight	2.899 lb(US) (1.315 kg)
Quantity per Set	Set of 1
Phase connection	ABC
Circuit breaker application	HACR rated

Environment

Quality labels	CE
Standards	EN/IEC 60947-2 GB 14048.2 NEMA AB1 NMX J-266 EN/IEC 60947-5-1 CSA C22.2 No 5 UL 489
Product certifications	UL[RETURN]IEC[RETURN]CCC[RETURN]EAC[RETURN]CSA[RETURN]NOM
IP degree of protection	Front cover IP40 IEC 60529
IK degree of protection	IK07 conforming to IEC 62262
Pollution degree	3 IEC 60947-1
Ambient Air Temperature for Operation	-13...158 °F (-25...70 °C)
Ambient Air Temperature for Storage	-58...185 °F (-50...85 °C)
Operating altitude	< 6561.68 ft (2000 m) without derating 5000 m with derating


Ordering and shipping details



Category	US10DE201134
Discount Schedule	0DE2
GTIN	785901056249
Returnability	Yes
Country of origin	US

Packing Units

Unit Type of Package 1	PCE
Number of Units in Package 1	1
Package 1 Height	4.56 in (11.59 cm)
Package 1 Width	7.875 in (20.003 cm)
Package 1 Length	11.750 in (29.845 cm)
Package 1 Weight	3.201 lb(US) (1.452 kg)

Offer Sustainability

Sustainable offer status	Green Premium product
California proposition 65	WARNING: This product can expose you to chemicals including: DINP, which is known to the State of California to cause cancer, and DIDP, which is known to the State of California to cause birth defects or other reproductive harm. For more information go to www.P65Warnings.ca.gov
REACH Regulation	 REACH Declaration
EU RoHS Directive	Compliant with Exemptions
Mercury free	Yes
China RoHS Regulation	 China RoHS Declaration

RoHS exemption information	 Yes
Environmental Disclosure	 Product Environmental Profile
Circularity Profile	No need of specific recycling operations
WEEE	The product must be disposed on European Union markets following specific waste collection and never end up in rubbish bins.
PVC free	Yes
Halogen content performance	Halogen free product