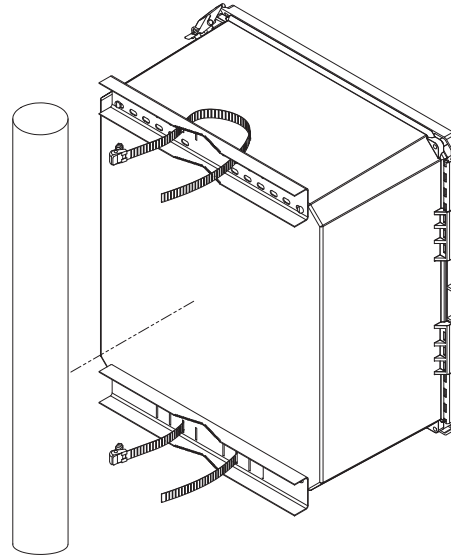


1. Align each mounting bracket holes to enclosure and insert mounting bracket screws. Install both brackets before continuing.



2. Insert each mounting strap into slot in mounting bracket and out through the other slot in bracket.
3. Align enclosure to mounting pole.

FIGURE 1-1

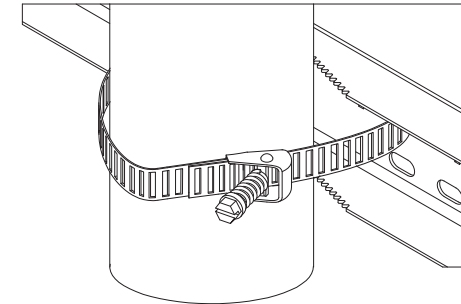
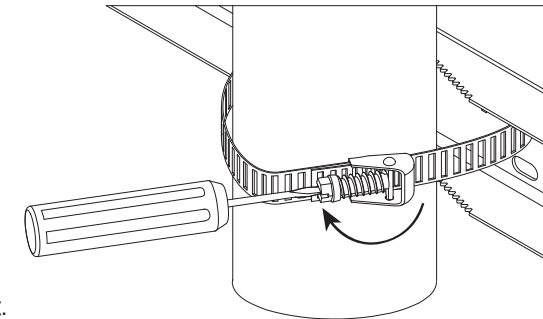


FIGURE 1-2



4. Wrap top mounting strap around pole, insert mounting strap end into tension screw (Figure 1-1), rotate tension screw (Figure 1-2) and tighten until secure.
NOTE: Do not exceed 18 inch pounds of torque, this may cause damage to the mounting strap.
5. Repeat Step 4 for bottom bracket.

