

WIRED NETWORK BRIDGE

LMBC-300

Provides connectivity between a DLM local network and a BACnet-compatible DLM segment network

Supports third party integration with BAS through BACnet MS/TP

Optional wiring harness for fast installation of multiple devices in close proximity



MS/TP BACnet automatic configuration for DLM segment network eliminates the need for DIP switches

Class 2 device powered from DLM local network

Plug n' Go™ automatically connects module with all devices on DLM local network



DESCRIPTION

The LMBC-300 Digital Network Bridge provides a segment network connection for a group of Digital Lighting Management (DLM) local network devices. This enables individual DLM local networks to be aggregated into a larger system, which, in turn, can be remotely managed from a Network Controller or a building automation system (BAS).

OPERATION

An LMBC-300 operates on Class 2 power supplied to a DLM local network by one or more DLM room controllers. It is connected to the free-topology local In Room Bus (IRB) network at any convenient location using a standard LMRJ cable, and has terminals for connection to the segment network using LM-MSTP wire. The LMBC-300 monitors the DLM local network and automatically exposes all room devices, settings and calibrations through the segment network. Incorporating a Network Bridge in each DLM local network also allows the individual local networks to respond to schedules and messages created and broadcast from a Network Controller or other system.

LOCAL NETWORK TO SEGMENT NETWORK

The LMBC-300 Network Bridge provides a two-way communication link between local network devices and a DLM Segment Manager or third party building automation system. The LMBC-300 makes all local device settings visible and adjustable through the LMCS-100 DLM software. This includes settings previously made locally either by Plug n' Go, Push n' Learn, an LMCT-100-2 configuration tool, or DLM software. Additionally, many DLM device settings are made available to any BAS system that uses the BACnet protocol.

APPLICATIONS

The LMBC-300 is ideal for projects that require centralized monitoring, control or configuration. It enables communication between DLM devices on the local network and front end hardware. This facilitates advanced sequences of operation including demand response, communication with other BACnet based system, and the ability to update firmware in any DLM device via LMCS for a single location. An LMBC-300 is required for each local IRB network in order to connect to a Network Controller.

FEATURES

- Component of Digital Lighting Management integrated control systems
- Communicates all DLM local network data and device settings to a Network Controller and is compatible with DLM software
- Easy integration with BAS through use of standard BACnet objects to represent DLM local network device settings and states
- Adds segment network functionality a to DLM local network
- Class 2 operation and plenum rated housing facilitate simple installation
- DIN rail mounting bracket provided with the unit to facilitate box or panel mounting
- UL 2043 plenum rated
- This product meets the materials restrictions of RoHS
- BAA/BABA-compliant model available

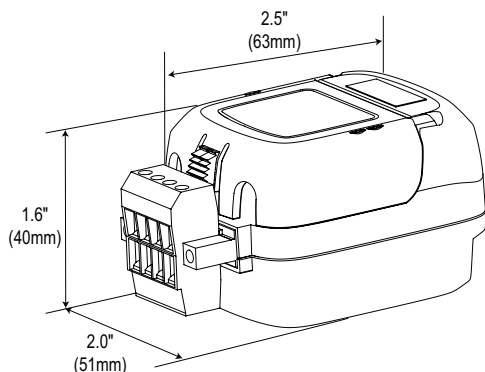
PROJECT	LOCATION/ TYPE
---------	-------------------

SPECIFICATIONS

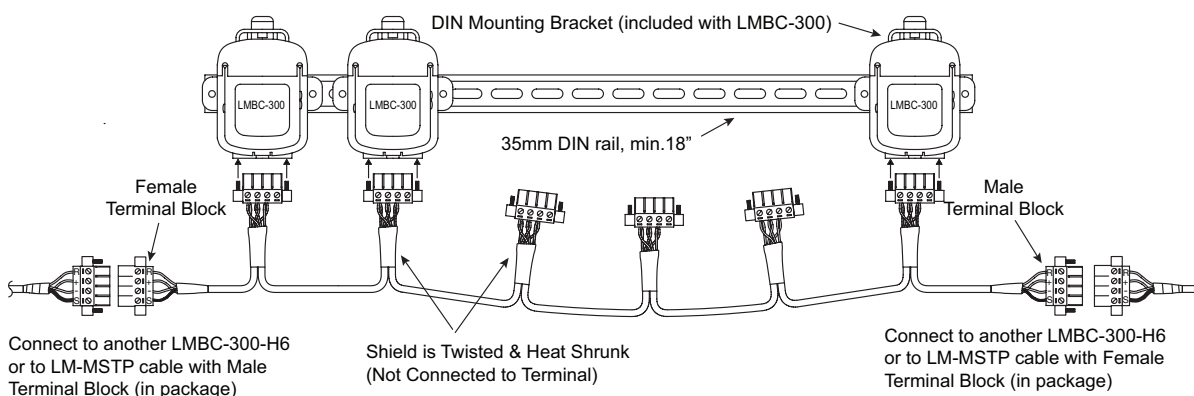
- Operating voltage: 24VDC from DLM local network
- Current consumption: 30mA
- DLM local network connection: 2 RJ45 ports
- Removable in and out terminal block for twisted pair DLM segment network connection
- Segment network parameters:
 - Wattstopper LM-MSTP wire rated for BACnet MS/TP (RS485)
 - Linear topology; 4000' maximum per segment
 - Up to 40 local room networks, or up to 340 DLM devices
- DIN rail mounting plate provided with the unit for cabinet or panel mounting
- Status LEDs indicate normal operation
- Operating conditions: for indoor use only; 32-158°F (0-70°C); 0-95% RH, non-condensing
- UL and cUL listed (E101196)
- FCC part 15 compliant
- Five year warranty

DIMENSIONS, MOUNTING & OPTIONAL WIRING HARNESS

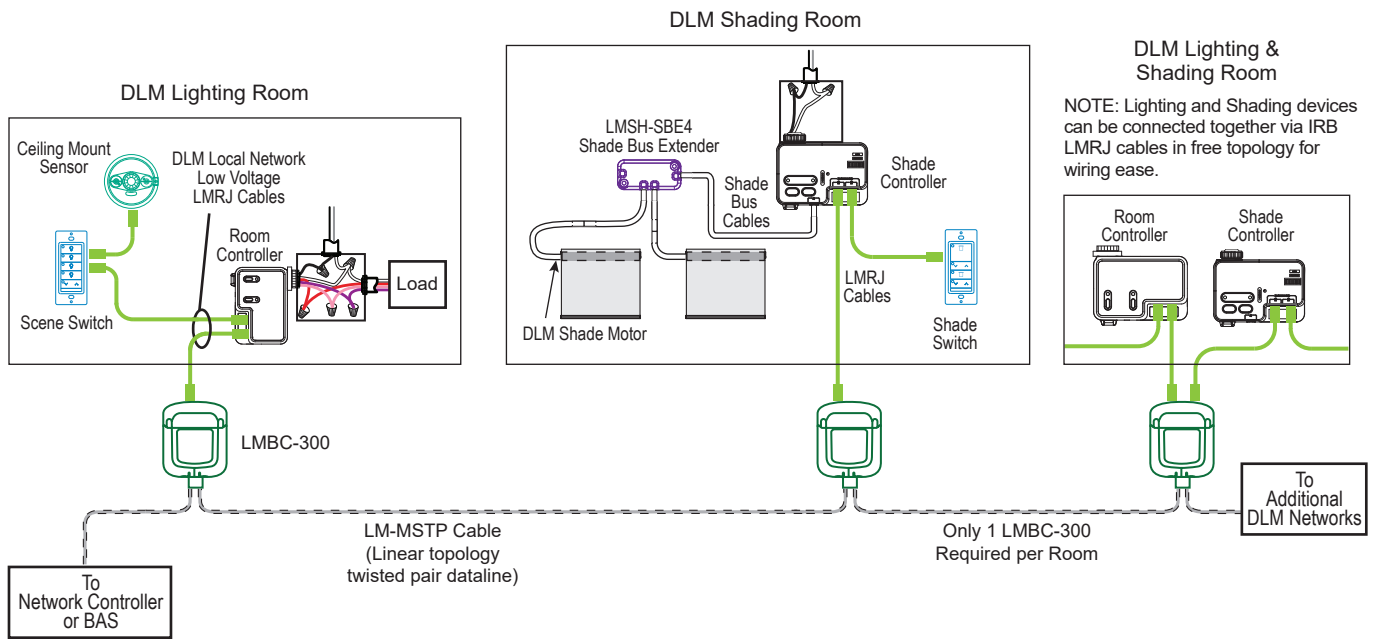
Product Dimensions



DIN Rail Mounting and Wiring using LMBC-300-H6 Wiring Harness



TYPICAL CONNECTIONS TO DLM LOCAL NETWORKS AND SEGMENT NETWORK DATALINE



ORDERING INFORMATION

Catalog #	Description
<input type="checkbox"/> LMBC-300	Wired Network Bridge
<input type="checkbox"/> LMBC-300-U	Wired Network Bridge, BAA/BABA compliant*
<input type="checkbox"/> LMBC-300-H6	Wiring Harness with connectors for 6 Wired Network Bridges (ordered separately)

*Product is compliant with the Buy American Act and Build America, Buy America Act

BACnet™ is a trademark of ASHRAE

27126r3 Rev 01/26