



New Evolution Series Fire Classified Floor Boxes provide increased capacity options and a variety of innovations not available in any other floor boxes.

## Evolution™ Series – Maintaining the Floor's Fire Rating

Evolution™ Series Fire Classified Floor Boxes are the latest advancement in the most complete and innovative line of floor solutions in the industry.

In addition to the product's many unique features, the Evolution Fire Classified Floor Boxes meet and exceed UL's classification requirement. Evolution Series Floor Boxes are ideal for areas where large capacity audio/video, power and communication services are needed. Ranging in size from 4- to 10-gangs of capacity, these boxes have completely finished interiors with removable modules that provide easy access for reconfiguring services. Evolution Series Fire Classified Floor Boxes are an ideal option for installations where services are constantly evolving, such as commercial offices, conference rooms, and entertainment venues

**PRODUCTS:** EFB45S-FC, EFB45S-FC12, EFB45S-FC22, EFB6S-FC, EFB6S-FC11222, EFB6S-FC22, EFB8S-FC, EFB8S-FC1122, EFB8S-FC2222, EFB10S-FC, EFB10S-FC1122, EFB10S-FC2222,

## Features & Benefits

- **Fire Classified.**

Evolution Floor Box has been designed to maintain the fire rating of the floor for up to 3 hours.



- **Audio/Video Design.**

Evolution Series Floor Boxes have been developed specifically with the A/V industry in mind. With 3 1/2" - 3 7/8" (89mm x 98mm) of wiring capacity behind each device plate, these boxes will accept devices from leading A/V manufacturers including Legrand AVIP, Extron Electronics and Crestron.



- **Suitable for use in air handling spaces.**

In accordance with Sec 300-22(c) of the National Electric Code.

- **Durable 180° articulating hinge.**

Hinge design enables covers to open a full 180° and lie flat on the floor surface with the durability to support a large cover. Provides easy access to all interior modules and activations while reducing tripping hazards.



- **Auto-close egress doors.**

Cable egress doors lock in position when open, and automatically close around wires to protect cabling and reduce trip hazards.



- **Meets ADA Accessibility Guidelines.**

Trim flange is designed to meet the ADA Accessibility Guidelines as it pertains to ADA Standard 4.5, which addresses the change in floor and ground surface levels.

## Vertical Markets

- Commercial
- Entertainment
- Hospitality
- Education
- Retail
- Financial

## Compliance



cULus Listed Metallic Outlet Boxes.  
File E2961 Guide QCIT.  
Meets Article 300.22(c) of NEC.



Protection from water, dirt, and debris.

### Features & Benefits

- **Finished interior.**

Fully finished interior removes the unfinished industrial look while increasing visibility, making it easier to see where to plug in devices.



- **Large capacity.**

4- to 10-gangs of capacity to accommodate power, communications, and A/V devices. A minimum of 5" (127mm) of space between devices providing ample space for hand access when plugging and unplugging into the devices.



- **Bare (polished) concrete and terrazzo applications.**

Evolution Series Floor Box has been designed to be installed into bare (polished) concrete and terrazzo floors.



- **Accepts standard size wall plates.**

Evolution Series Floor Boxes accept industry standard one- to five-gang wall plates from industry leading manufacturers.



- **Die cast aluminum cover assemblies.**

Evolution Series Floor Box Covers have been designed to work on multiple floor surfaces and are manufactured from die cast aluminum to provide strength and style. Decorative powder coated colors (black, brass, bronze, gray, nickel and aluminum) will complement any room décor.



- **Cable Management.**

Allows multiple cables to be organized and controlled for easier cable egress.



- **TopGuard™ Protection.** Evolution Series Floor Box covers meet and exceed UL scrub water exclusion requirements for tile, carpet, wood, bare concrete and terrazzo floor coverings.

- **UL Listed and Fire Classified to U.S. and Canadian safety standards.** UL Classified to maintain the integrity of up to 3-hour fire rated floor structures.

### Evolution Series Fire Classified Floor Box Specifications

Evolution Series Floor Box Compartment Volumes			
MODEL	OUTER COMPARTMENTS (Each)		CENTER COMPARTMENTS (Each)
<b>EFB45S Series</b>	27.5 in. <sup>3</sup>	(450ml)	34 in. <sup>3</sup> (557ml)
<b>EFB6 Series</b>	32 in. <sup>3</sup>	(524ml)	38.5 in. <sup>3</sup> (630ml)
<b>EFB8 Series</b>	27.5 in. <sup>3</sup>	(450ml)	34 in. <sup>3</sup> (557ml)
<b>EFB10 Series</b>	23.5 in. <sup>3</sup>	(385ml)	27.5 in. <sup>3</sup> (450ml)
<b>EFBFF Series</b>	64.5 in. <sup>3</sup>	(1056ml)	64.5 in. <sup>3</sup> (1056ml)

### PRE-POUR BOX ADJUSTMENT RANGES

CLASSIFICATION HOUR RATING	CATALOG NUMBER	MINIMUM POUR HEIGHT		MAXIMUM POUR HEIGHT	
1, 1 1/2, 2	<b>EFB45S-FC</b>	2"	(51mm)	5 1/4"	(133mm)
1, 1 1/2, 2	<b>EFB6S-FC</b>	2"	(51mm)	5 1/4"	(133mm)
1, 1 1/2, 2	<b>EFB8S-FC</b>	2"	(51mm)	5 1/4"	(133mm)
1, 1 1/2, 2	<b>EFB10S-FC</b>	2"	(51mm)	5 1/4"	(133mm)
1, 1 1/2, 2, 3	<b>EFB45S-FC12</b>	2"	(51mm)	6 1/2"	(165mm)
1, 1 1/2, 2, 3	<b>EFB45S-FC22</b>	2"	(51mm)	6 1/2"	(165mm)
1, 1 1/2, 2, 3	<b>EFB6S-FC1122</b>	2"	(51mm)	6 1/2"	(165mm)
1, 1 1/2, 2, 3	<b>EFB6S-FC2222</b>	2"	(51mm)	6 1/2"	(165mm)
1, 1 1/2, 2, 3	<b>EFB8S-FC1122</b>	2"	(51mm)	6 1/2"	(165mm)
1, 1 1/2, 2, 3	<b>EFB8S-FC2222</b>	2"	(51mm)	6 1/2"	(165mm)
1, 1 1/2, 2, 3	<b>EFB10S-FC1122</b>	2"	(51mm)	6 1/2"	(165mm)
1, 1 1/2, 2, 3	<b>EFB10S-FC1122</b>	2"	(51mm)	6 1/2"	(165mm)

## Evolution Series Fire Classified Floor Box Specifications

### FIRE CLASSIFICATION RANGES & MINIMUM THICKNESS

REINFORCED CONCRETE SLAB (Plywood Decking)				
	MINIMUM THICKNESS FOR FIRE RESISTANCE RATING			
CEMENT TYPE	1-Hour	1 1/2-Hour	2-Hour	3-Hour
Normal Weight	3 1/2" (89mm)	4 5/16" (109mm)	5" (127mm)	6 3/16" (158mm)
Lightweight	2 1/2" (64mm)	3 1/8" (79mm)	3 5/8" (91mm)	4 7/16" (112mm)

CORRUGATED DECKING				
	MINIMUM THICKNESS FOR FIRE RESISTANCE RATING			
CEMENT TYPE	1-Hour	1 1/2-Hour	2-Hour	3-Hour
Normal Weight	3 1/2" (89mm)	4" (102mm)	4 1/2" (114mm)	5 1/5" (133mm)
Lightweight	2 5/8" (67mm)	3" (76mm)	3 1/4" (83mm)	4 3/16" (106mm)

### Outlet Boxes and Fittings Classified for Fire Resistance Legrand (R8209)

**Types EFB6S-FC, EFB8S-FC, EFB10S-FC** preset electrical inserts for use with **Types EFB610CT, EFB610BT, EFB610CTC** and **EFB610BTC** service fitting covers in 2 hr fire rated D900 Series Floor-Ceiling designs constructed with nominal 2 in. or 3 in. deep fluted steel floor units having nominal 5 in. wide valleys and crests spaced 12 in. OC. The preset electrical inserts are for use with a minimum 3 1/4 in. thickness of structural concrete topping. For use with a max of sixty (60) No. 14 AWG Type THHN conductors. The assembled preset electrical insert with floor plate kit and service activation fitting will not reduce the 2 hr fire rating of the floor assembly when installed in accordance with the installation instructions accompanying the preset electrical insert and when the preset electrical inserts are spaced minimum 2 ft OC with not more than one unit per 4 sq ft of floor area in each span.

**Type EFB45S-FC** preset electrical inserts for use with **Types EFB45CT, EFT45BT, EFB45CTC, and EFB45BTC** service fitting covers in 2 hr fire rated D900 Series Floor-Ceiling designs constructed with nominal 2 in. or 3 in. deep fluted steel floor units having nominal 5 in. wide valleys and crests spaced 12 in. OC. The preset electrical inserts are for use with a minimum 3 1/4 in. thickness of structural concrete topping. For use with a max of thirty (30) No. 14 AWG Type THHN conductors. The assembled preset electrical insert with floor plate kit and service activation fitting will not reduce the 2 hr fire rating of the floor assembly when installed in accordance with the installation instructions accompanying the preset electrical insert and when the preset electrical inserts are spaced minimum 2 ft OC with not more than one unit per 4 sq ft of floor area in each span.

**Types EFB6S-FC-xx, EFB8S-FC-xx, EFB10S-FC-xx, EFB10S-FC2222, EFB10S-FC1122, EFB8S-FC2222, EFB8S-FC1122, EFB6S-FC2222, and EFB6S-FC1122** preset electrical inserts for use with **Types EFB610CT, EFB610BT, EFB610CTC and EFB610BTC** service fitting covers in up to 3 hr fire rated D900 Series Floor-Ceiling designs constructed with nominal 2 in. or 3 in. deep fluted steel floor units having nominal 5 in. wide valleys and crests spaced 12 in. OC. The preset electrical inserts are for use with a minimum 3 1/4 in. thickness of structural concrete topping. For use with a max of sixty (60) No. 14 AWG Type THHN conductors. The assembled preset electrical insert with floor plate kit and service activation fitting will not reduce the 3 hr fire rating of the floor assembly when installed in accordance with the installation instructions accompanying the preset electrical insert and when the preset electrical inserts are spaced minimum 2 ft OC with not more than one device per each 4 sq. ft. of floor area.

**Types EFB45S-FC-xx, EFB45S-FC12, EFB45S-FC22** preset electrical inserts for use with **Types EFB45CT, EFT45BT, EFB45CTC, and EFB45BTC** service fitting covers in up to 3 hr fire rated D900 Series Floor-Ceiling designs constructed with nominal 2 in. or 3 in. deep fluted steel floor units having nominal 5 in. wide valleys and crests spaced 12 in. OC. The preset electrical inserts are for use with a minimum 3 1/4 in. thickness of structural concrete topping. For use with a max of thirty (30) No. 14 AWG Type THHN conductors. The assembled preset electrical insert with floor plate kit and service activation fitting will not reduce the 3 hr fire rating of the floor assembly when installed in accordance with the installation instructions accompanying the preset electrical insert and when the preset electrical inserts are spaced minimum 2 ft OC with not more than one device per each 4 sq. ft. of floor area.

**NOTE:** "XX" in part name denotes conduit feed sizes.

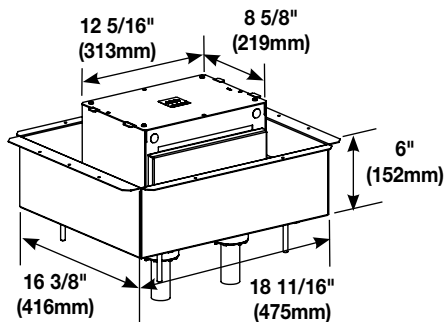
## Evolution Series Fire Classified Floor Box Model Selection Guide

### Evolution Series Fire Classified Floor Box Model Selection Guide

FLOOR BOX MODEL	Box Capacity	Depth Behind Device Plates	Device Plate Size	Cover Colors	Finished Floor Surface	Conduit Feed Sizes	Fire Rating	Notes
EFB45S-FC	4 & 5-Gangs	3 1/2" (89mm)	Uses Standard Size Device Plates: Single-Gang – (2 3/4" x 4 1/2") Double-Gang – (4 9/16" x 4 1/2") Triple-Gang – (6 3/8" x 4 1/2") Four-Gang – (8 1/8" x 4 1/2")	Powder-Coat Black, Gray, Brass, Bronze, Nickel & Aluminum	Carpet, Tile, Wood, Polished Concrete & Terrazzo	1 1/4"	2-Hours	Use EFB45S-CTR to allow cover to be flush with finished floor surface (sold separately)
EFB45S-FC12						1 1/4" & 2"	3-Hours	
EFB45S-FC22						2"	3-Hours	
EFB6S-FC	6-Gangs	3 7/8" (98mm)	Uses Standard Size Device Plates: Single-Gang – (2 3/4" x 4 1/2")	Powder-Coat Black, Gray, Brass, Bronze & Nickel	Carpet, Tile, Wood, Polished Concrete & Terrazzo	1 1/4"	2-Hours	Use EFB610-CTR to allow cover to be flush with finished floor surface (sold separately)
EFB6S-FC1122						1 1/4" & 2"	3-Hours	
EFB6S-FC22						2"	3-Hours	
EFB8S-FC	8-Gangs	3 1/2" (89mm)	Uses Standard Size Device Plates: Single-Gang – (2 3/4" x 4 1/2") Double-Gang – (4 9/16" x 4 1/2") Triple-Gang – (6 3/8" x 4 1/2") Four-Gang – (8 1/8" x 4 1/2")	Powder-Coat Black, Gray, Brass, Bronze & Nickel	Carpet, Tile, Wood, Polished Concrete & Terrazzo	1 1/4"	2-Hours	Use EFB610-CTR to allow cover to be flush with finished floor surface (sold separately)
EFB8S-FC1122						1 1/4" & 2"	3-Hours	
EFB8S-FC2222						2"	3-Hours	
EFB10S-FC	10-Gangs	3 1/2" (89mm)	Uses Standard Size Device Plates: Single-Gang – (2 3/4" x 4 1/2") Double-Gang – (4 9/16" x 4 1/2") Triple-Gang – (6 3/8" x 4 1/2") Five-Gang – (10" x 4 1/2")	Powder-Coat Black, Gray, Brass, Bronze & Nickel	Carpet, Tile, Wood, Polished Concrete & Terrazzo	1 1/4"	2-Hours	Use EFB610-CTR to allow cover to be flush with finished floor surface (sold separately)
EFB10S-FC1122						1 1/4" & 2"	3-Hours	
EFB10S-FC2222						2"	3-Hours	

## Evolution Series Fire Classified 4- & 5-Gang Floor Box Ordering Information

### EFB45S-FC



**4- & 5-Gang Fire Classified Floor Box** – Pre-assembled installation ready floor box has been designed to be installed in above grade (second floors and above) concrete floors while maintaining the fire classification of the floor. This box is classified to be used in 2-hour fire rated floors. Designed to accept standard size wall plates. **Box comes complete with all components needed for initial installation.**

**Country of Origin: USA**

#### Components Included:

- Protective/Disposable Cover
- Fire Classified Pan
- One (1) Removable Module
  - Back Box (1 per module)
  - Device Mounting Brackets
  - Removable Repositionable Divider
- Two (2) 1 1/4" (32mm) Intumescent Conduit Feeds
- Two (2) Cable Management Guides

#### Items not included with the box and sold separately:

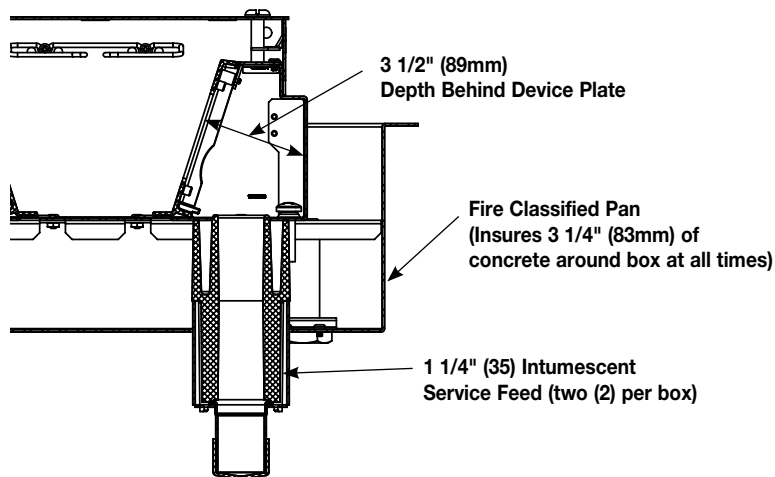
- Receptacles
- Communication Jacks
- A/V Devices
- Device plates



**NOTES:** Designed for new construction applications.

**Consult structural engineer before making cuts into decking. Add additional supports as instructed by the structural engineer.**

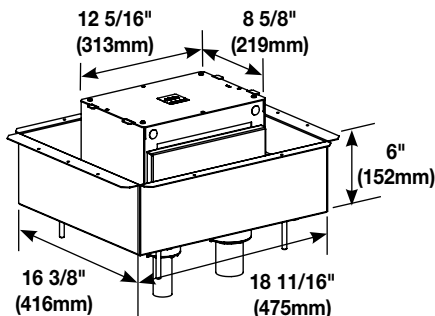
**When used on bare (polished) concrete or terrazzo floors EFB45-CTR must be used. (Sold separately.)**





## Evolution Series Fire Classified 4- & 5-Gang Floor Box Ordering Information

### EFB45S-FC12



**4- & 5-Gang Fire Classified Floor Box** – Pre-assembled installation ready floor box has been designed to be installed in above grade (second floors and above) concrete floors while maintaining the fire classification of the floor. This box is classified to be used in 1-, 1 1/2-, 2- or 3-hour fire rated floors. Designed to accept standard size wall plates. **Box comes complete with all components needed for initial installation.**

**Country of Origin: USA**

#### Components Included:

- Protective/Disposable Cover
- Fire Classified Pan
- One (1) Removable Module
  - Back Box
  - Device Mounting Brackets
  - Removable Repositionable Divider
- One (1) 1 1/4" (32mm) Intumescent Conduit Feed
- One (1) 2" (51mm) Intumescent Conduit Feed
- Two (2) Cable Management Guides

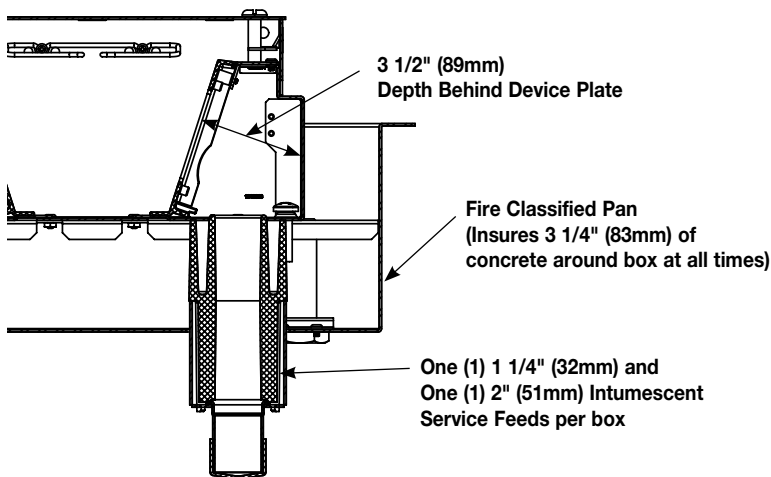
#### Items not included with the box and sold separately:

- Receptacles
- Communication Jacks
- A/V Devices
- Device plates

**NOTES:** Designed for new construction applications.

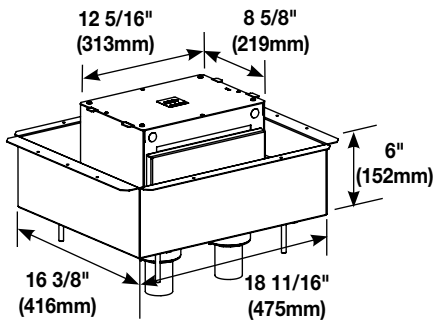
Consult structural engineer before making cuts into decking. Add additional supports as instructed by the structural engineer.

When used on bare (polished) concrete or terrazzo floors EFB45-CTR must be used. (Sold separately.)



## Evolution Series Fire Classified 4- & 5-Gang Floor Box Ordering Information

### EFB45S-FC22



**4- & 5-Gang Fire Classified Floor Box** – Pre-assembled installation ready floor box has been designed to be installed in above grade (second floors and above) concrete floors while maintaining the fire classification of the floor. This box is classified to be used in 1-, 1 1/2-, 2- or 3-hour fire rated floors. Designed to accept standard size wall plates. **Box comes complete with all components needed for initial installation.**

**Country of Origin: USA**

#### Components Included:

- Protective/Disposable Cover
- Fire Classified Pan
- One (1) Removable Module
  - Back Box
  - Device Mounting Brackets
  - Removable Repositionable Divider
- Two (2) 2" (51mm) Intumescent Conduit Feeds
- Two (2) Cable Management Guides

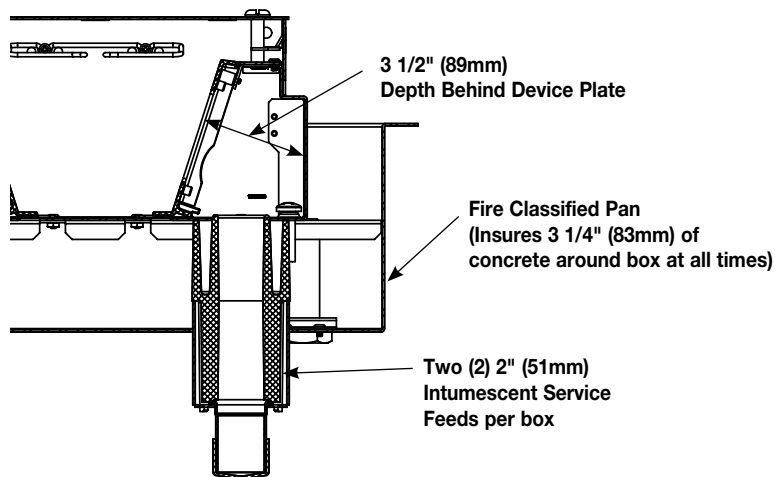
#### Items not included with the box and sold separately:

- Receptacles
- Communication Jacks
- A/V Devices
- Device plates

**NOTES:** Designed for new construction applications.

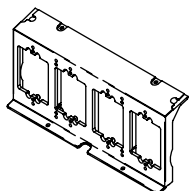
**Consult structural engineer before making cuts into decking. Add additional supports as instructed by the structural engineer.**

**When used on bare (polished) concrete or terrazzo floors EFB45-CTR must be used. (Sold separately.)**



## Evolution Series Fire Classified 4- & 5-Gang Floor Box Accessories Ordering Information

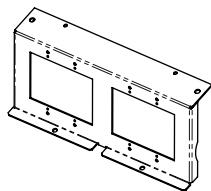
### EFB8-MB



**Mounting Bracket** – Holds up to four (4) devices for power, communications or aA/V. Bracket accepts standard size (2 3/4" x 4 1/2" (70mm x 114mm)) device plates sold separately by others.

**Country of Origin: USA**

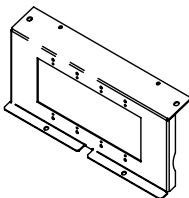
### EFB8S-22GMB



**Mounting Bracket** – Equipped with two (2) 2-gang standard size device openings for a standard 2-gang (4 9/16" x 4 1/2" (116mm x 114mm)). Ideal for 2-gang A/V devices such as Crestron® 2-gang digital media devices. Device plates and devices supplied by others.

**Country of Origin: USA**

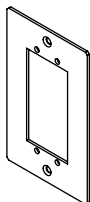
### EFB8S-4GMB



**Mounting Bracket** – Holds a standard 4 gang device plate. Device plate dimensions: 8 1/8" x 4 1/4" (206mm x 116mm).

**Country of Origin: USA**

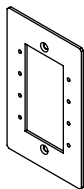
### EFB-AAP



**Device Plate** – Holds two (2) Extron Electronics AAP devices. Device plate dimensions: 2 3/4" x 4 1/2" (69mm x 114mm).

**Country of Origin: USA**

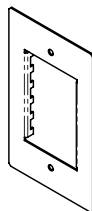
### EFB-MAAP



**Device Plate** – Holds four (4) Legrand AVIP or Extron Electronics MAAP devices. Device plate dimensions: 2 3/4" x 4 1/2" (69mm x 114mm).

**Country of Origin: USA**

### EFB-MOS




**Device Plate** – European device plate accepts up to 45mm x 67.5mm Arteor device. Device plate dimensions: 2 3/4" x 4 1/2" (69mm x 114mm).

**Country of Origin: USA**

**NOTE:** Not designed for use with adorne devices.

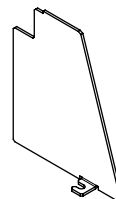
### EFB-B



**Blank Device Plate** – Device plate dimensions: 2 3/4" x 4 1/2" (69mm x 114mm).

**Country of Origin: USA**

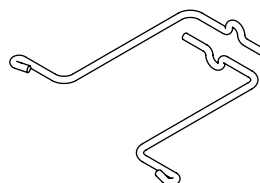
### EFB810-DIV



**Relocatable Divider** – Provides separation of services. Includes one divider plate.

**Country of Origin: USA**

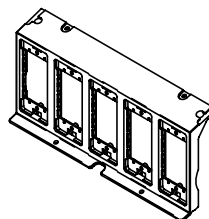
### EFB45-CMG



**Cable Management Guides** – Guides help organize and maintain cable position when opening and closing the cover.

**Country of Origin: USA**

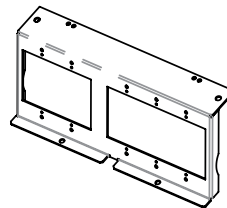
### EFB10-MB



**Mounting Bracket** – Holds up to five (5) devices for power, communications or A/V. Bracket accepts EFB10 Series device plates (2 1/32" x 4 5/8") (58mm x 117mm) device plates sold separately.

**Country of Origin: USA**

### EFB10S-23GMB



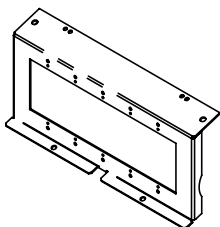
**Mounting Bracket** – Equipped with one 2-gang standard size device opening and one 3-gang standard size device opening. Accepts a standard 2-gang (4 9/16" x 4 1/2" (116mm x 114mm)) and a 3-gang (6 3/8" x 4 1/2" (162mm x 114mm)) device plate. Ideal for 2-gang A/V devices such as Crestron® 2-gang and 3-gang digital media devices. Device plates and devices supplied by others.

**Country of Origin: USA**



## Evolution Series Fire Classified 4- & 5-Gang Floor Box Accessories Ordering Information

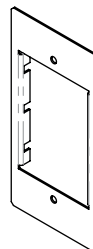
### EFB10S-5GMB



**Mounting Bracket** – Holds a standard 5 gang device plate  
Device plate dimensions: 10" x 4 1/2" (254mm x 116mm).

**Country of Origin: USA**

### EFB10-6AB



**Device Plate** – Accepts up to three (3) dual Wiremold CM2 Series Open System communication adapters. Adapters sold separately. Device plate dimensions: 2.3" x 4.652" (58mm x 118mm).

**Country of Origin: USA**

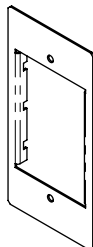
### EFB10-B



**Blank Device Plate** – Device plate dimensions: 2 5/16" x 4 5/8" (58mm x 118mm).

**Country of Origin: USA**

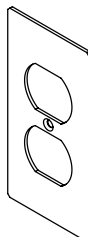
### EFB10-3S2



**Device Plate** – Accepts up to three (3) Ortronics® Series II devices. Ortronics® devices sold separately. Device plate dimensions: 2.3" x 4.652" (58mm x 118mm).

**Country of Origin: USA**

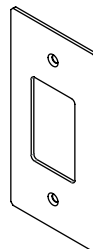
### EFB10-DP



**Duplex Device Plate** – Device plate dimensions: 2 5/16" x 4 5/8" (58mm x 118mm). Includes receptacle spacers.

**Country of Origin: USA**

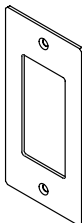
### EFB10-2C



**Device Plate** – Accepts one dual Wiremold Open System adapter, or one Ortronics® Series II adapter, or one Ortronics® TracJack adapter. Adapters sold separately. Device plate dimensions: 2.3" x 4.652" (58mm x 118mm).

**Country of Origin: USA**

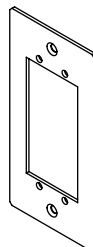
### EFB10-DEC



**Decorator Style Device Plate** – For use with decorator style receptacles, GFCI receptacle, and decorator style A/V devices. Device plate dimensions: 2.3" x 4.652" (58mm x 118mm). Includes receptacle spacers.

**Country of Origin: USA**

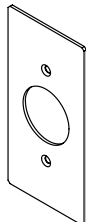
### EFB10-AAP



**Device Plate** – Holds two (2) Extron Electronics AAP devices. Device plate dimensions: 2.3" x 4.652" (58mm x 118mm).

**Country of Origin: USA**

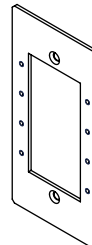
### EFB10-S1



**Single Receptacle Device Plate** – Single receptacle 1.39" (35mm) diameter. Device plate dimensions: 2.3" x 4.652" (58mm x 118mm). Includes receptacle spacers.

**Country of Origin: USA**

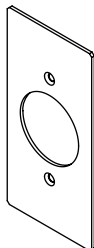
### EFB10-MAAP



**Device Plate** – Holds four (4) Legrand AVIP or Extron Electronics MAAP devices. Device plate dimensions: 2.3" x 4.652" (58mm x 118mm).

**Country of Origin: USA**

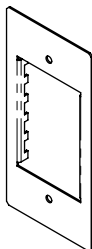
### EFB10-S2



**Single Receptacle Device Plate** – Single receptacle 1.59" (40mm) diameter. Device plate dimensions: 2.3" x 4.652" (58mm x 118mm). Includes receptacle spacers.

**Country of Origin: USA**

### EFB10-MOS

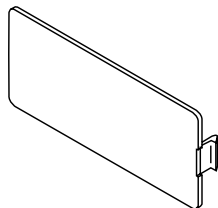


**Device Plate** – (45mm x 67.5mm) device plate. Device plate dimensions: 2.3" x 4.652" (58mm x 118mm).

**Country of Origin: USA**

## Evolution Series Fire Classified 4- & 5-Gang Floor Box Accessories Ordering Information

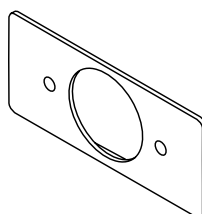
**5507B-WH**



**Blank Faceplate** – For covering unused compartments in the device bracket.

**Country of Origin: USA**

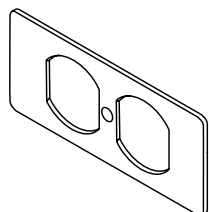
**5507T1-WH**



**Single Receptacle Faceplate** – For covering single receptacles – 1.59" (40mm) in diameter.

**Country of Origin: USA**

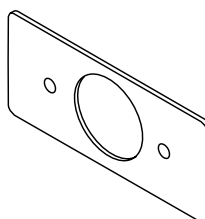
**5507D-WH**



**Duplex Receptacle Faceplate** – For covering duplex style devices. Also accepts 106 communications frame.

**Country of Origin: USA**

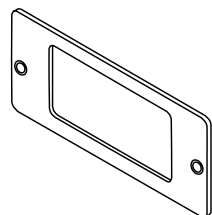
**5507T2-WH**



**Single Receptacle Faceplate** – For covering single receptacles – 1.41" (36mm) in diameter.

**Country of Origin: USA**

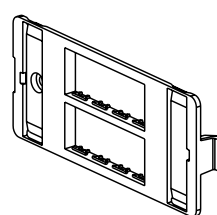
**5507R-WH**



**Rectangular Receptacle Faceplate** – For covering rectangular decorator style devices.

**Country of Origin: USA**

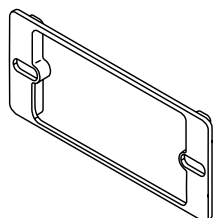
**55074TJ-WH**



**Ortronics® Faceplate** – For mounting Ortronics® datacom inserts. Accepts four (4) TracJack devices.

**Country of Origin: USA**

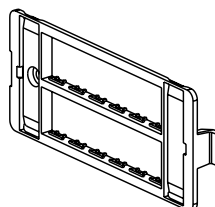
**5507S-WH**



**Rectangular Spacer** – For mounting commercial device plates. Installs between the device bracket and a device.

**Country of Origin: USA**

**55076TJ-WH**



**Ortronics® Faceplate** – For mounting Ortronics® datacom inserts. Accepts six (6) TracJack devices.

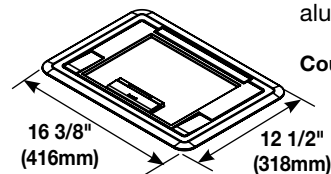
**Country of Origin: USA**

## Evolution Series Fire Classified 4- & 5-Gang Floor Box Covers Ordering Information

**EFB45CTCBK**  
**EFB45CTCGY**  
**EFB45CTCBS**  
**EFB45CTCNK**  
**EFB45CTCBZ**  
**EFB45CTCAL**

**Surface Style Cover with Floor Insert** – Low profile cover designed to attach to the EFB45S style floor boxes. Each cover is made of die cast aluminum and is equipped with a durable hinge allowing the cover to rotate open 180°, a 1/4" deep recessed area to accept the finished floor covering, and two (2) slide egress doors that lock in the open position and automatically close around the cables when the cover is closed. The flange has a beveled edge that meets ADA guidelines and reduces tripping hazards. These cover assemblies are designed to sit on top of finished floors such as: carpet, tile, wood, polished concrete, and terrazzo. Available in six (6) powder coat finishes: black (BK), gray (GY), brass (BS), nickel (NK), aluminum (AL) and bronze (BZ).

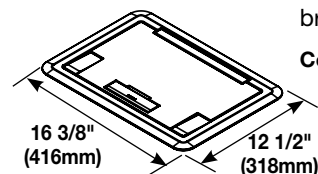
**NOTE:** Depth of recess area in plate is 1/4" (6.35mm).



**Country of Origin: India**

**EFB45BTCBK**  
**EFB45BTCGY**  
**EFB45BTCBS**  
**EFB45BTCNK**  
**EFB45BTCBZ**  
**EFB45BTCAL**

**Surface Style Cover With Solid Lid** – Low profile cover designed to attach to the EFB45S style floor boxes. Each cover is made of die cast aluminum and is equipped with a durable hinge allowing the cover to rotate open 180°, and two (2) slide egress doors that lock in the open position and automatically close around the cables when the cover is closed. The flange has a beveled edge that meets ADA guidelines and reduces tripping hazards. These cover assemblies are designed to sit on top of finished floors such as: carpet, tile, wood, polished concrete, and terrazzo. Available in six (6) powder coat finishes: black (BK), gray (GY), brass (BS), nickel (NK), aluminum (AL) and bronze (BZ).

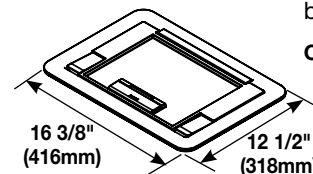


**Country of Origin: India**

**EFB45CTBK**  
**EFB45CTGY**  
**EFB45CTBS**  
**EFB45CTNK**  
**EFB45CTBZ**  
**EFB45CTAL**

**Flush Style Cover with Floor Insert** – Low profile cover designed to attach to the EFB45S style floor boxes. Each cover is made of die cast aluminum and is equipped with a durable hinge allowing the cover to rotate open 180°, a 1/4" deep recessed area to accept the finished floor covering, and two (2) slide egress doors that lock in the open position and automatically close around the cables when the cover is closed. The cover assemblies are designed to sit flush with the finished floors such as: carpet, tile, and wood. In order to make the cover assembly flush with the polished concrete or terrazzo floor the EFB45-CTR (concrete/terrazzo) ring must be used (ring sold separately). The cover assemblies are available in six (6) powder coat finishes: black (BK), gray (GY), brass (BS), nickel (NK), aluminum (AL) and bronze (BZ).

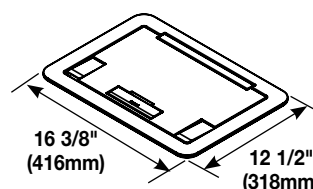
**NOTE:** Depth of recess area in plate is 1/4" (6.35mm).



**Country of Origin: India**

**EFB45BTBK**  
**EFB45BTGY**  
**EFB45BTBS**  
**EFB45BTNK**  
**EFB45BTBZ**  
**EFB45BTAL**

**Flush Style Cover with Solid Lid** – Low profile cover designed to attach to the EFB45S style floor boxes. Each cover is made of die cast aluminum and is equipped with a durable hinge which allows the cover to rotate open 180°, and two (2) slide egress doors that lock in the open position and automatically close around the cables when the cover is closed. The cover assemblies are designed to sit flush with the finished floors such as: carpet, tile, and wood. In order to make the cover assembly flush with the polished concrete or terrazzo floor the EFB45-CTR (concrete/terrazzo) ring must be used (ring sold separately). The cover assemblies are available in six (6) powder coat finishes: black (BK), gray (GY), brass (BS), nickel (NK), aluminum (AL) and bronze (BZ).



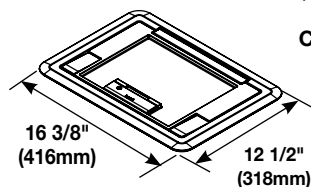
**Country of Origin: India**

## Evolution Series Fire Classified 4- & 5-Gang Floor Box Covers Ordering Information

**EFB45CTCBKTR**  
**EFB45CTCGYTR**  
**EFB45CTCBSTR**  
**EFB45CTCNKTR**  
**EFB45CTCBZTR**  
**EFB45CTCALTR**

**Surface Style Cover with Floor Insert** – Low profile cover designed to attach to the EFB45S style floor boxes. Each cover is made of die cast aluminum and is equipped with a tamper-resistant screw to help keep out unauthorized personnel, a durable hinge which allows the cover to rotate open 180°, a 1/4" deep recessed area to accept the finished floor covering, and two (2) slide egress doors that lock in the open position and automatically close around the cables when the cover is closed. The flange has a beveled edge that meets ADA guidelines and reduces tripping hazards. These cover assemblies are designed to sit on top of the finished floors such as: carpet, tile, wood, polished concrete, and terrazzo. Available in six (6) powder coat finishes: black (BK), gray (GY), brass (BS), nickel (NK), aluminum (AL) and bronze (BZ).

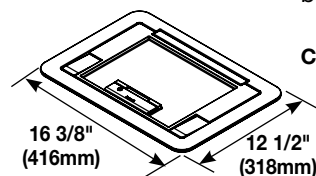
**Country of Origin: India**



**EFB45CTBKTR**  
**EFB45CTGYTR**  
**EFB45CTBSTR**  
**EFB45CTNKTR**  
**EFB45CTBZTR**  
**EFB45CTALTR**

**Flush Style Cover with Floor Insert** – Low profile cover designed to attach to the EFB45S style floor boxes. Each cover is made of die cast aluminum and is equipped with a tamper-resistant screw to help keep out unauthorized personnel, a durable hinge which allows the cover to rotate open 180°, a 1/4" deep recessed area to accept the finished floor covering, and two (2) slide egress doors that lock in the open position and automatically close around the cables when the cover is closed. The cover assemblies are designed to sit flush with the finished floors such as: carpet, tile, and wood. In order to make the cover assembly flush with the polished concrete or terrazzo floor the EFB45-CTR (concrete/terrazzo) ring must be used (trim ring sold separately). The cover assemblies are available in six (6) powder coat finishes: black (BK), gray (GY), brass (BS), nickel (NK), aluminum (AL) and bronze (BZ).

**Country of Origin: India**

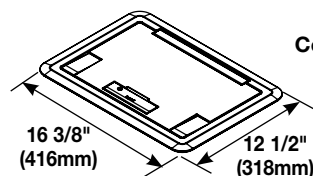


Evolution Series Floor Box Covers are available in powder-coated finishes of: (L R) brass, black, gray, nickel, bronze and aluminum.

## Evolution Series Fire Classified 4- & 5-Gang Floor Box Covers Ordering Information

**EFB45BTCBKTR**  
**EFB45BTCGYTR**  
**EFB45BTCBSTR**  
**EFB45BTCNKTR**  
**EFB45BTCBZTR**  
**EFB45BTCALTR**

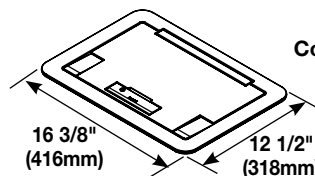
**Surface Style Cover with Floor Insert** – Low profile cover designed to attach to the EFB45S style floor boxes. Each cover is made of die cast aluminum and is equipped with a tamper-resistant screw to help keep out unauthorized personnel, a durable hinge which allows the cover to rotate open 180°, a 1/4" deeprecessed area to accept the finished floor covering, and two (2) slide egress doors that lock in the open position and automatically close around the cables when the cover is closed. The flange has a beveled edge that meets ADA guidelines and reduces tripping hazards. These cover assemblies are designed to sit on top of the finished floors such as: carpet, tile, wood, polished concrete, and terrazzo. Available in six (6) powder coat finishes: black (BK), gray (GY), brass (BS), nickel (NK), aluminum (AL) and bronze (BZ).



Country of Origin: India

**EFB45BTBKTR**  
**EFB45BTGYTR**  
**EFB45BTBSTR**  
**EFB45BTNKTR**  
**EFB45BTBZTR**  
**EFB45BTALTR**

**Flush Style Cover with Floor Insert** – Low profile cover designed to attach to the EFB45S style floor boxes. Each cover is made of die cast aluminum and is equipped with a tamper-resistant screw to help keep out unauthorized personnel, a durable hinge which allows the cover to rotate open 180°, and two (2) slide egress doors that lock in the open position and automatically close around the cables when the cover is closed. The cover assemblies are designed to sit flush with the finished floors such as: carpet, tile, and wood. In order to make the cover assembly flush with the polished concrete or terrazzo floor the EFB45-CTR (concrete/terrazzo) ring must be used (ring sold separately). The cover assemblies are available in six (6) powder coat finishes: black (BK), gray (GY), brass (BS), nickel (NK), aluminum (AL) and bronze (BZ).

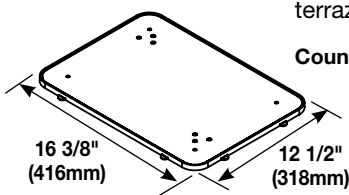


Country of Origin: India

**EFB45-CTR**

**Bare Concrete/Terrazzo Trim Ring** – Nonmetallic ring for use with bare concrete and terrazzo floor applications.

Country of Origin: USA

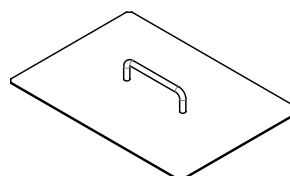


**NOTE:** Ring must be attached to the floor box before pouring concrete or terrazzo.

**EFB45-Template**

**Floor Box Template** – Designed to help mark out floor to insure a proper fit.

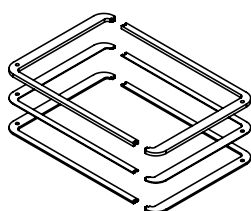
Country of Origin: USA



**EFB45-TS**

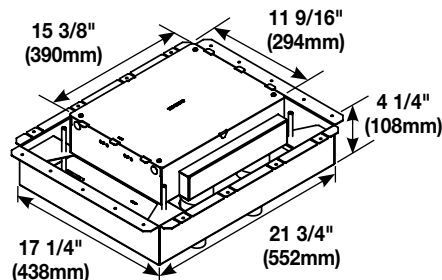
**Tile Shim** – Used for floor coverings greater than 3/16" (4.7mm). The EFB45-TS allows the finished cover assembly to be flush with the finished floor. Includes one (1) 1/16" (1.6mm), one (1) 1/8" (3.2mm) and one 1/4" (6.4mm) tile shims for 7/16" (11.1mm) of upward adjustment.

Country of Origin: USA



## Evolution Series Fire Classified 6-Gang Floor Box Ordering Information

### EFB6S-FC



**6-Gang Fire Classified Floor Box** – Pre-assembled installation ready floor box has been designed to be installed in above grade concrete floors while maintaining the fire classification of the floor. This box is classified to be used in the 2-hour fire rated floors. Designed to accept standard size wall plates. **Box comes complete with all components needed for initial installation.**

**Country of Origin: USA**

#### Components Included:

- Protective/Disposable Cover
- Tunnel System connects the two modules of compartments
- Fire Classified Pan
- Two (2) Removable Modules
  - Back Box (1 per module)
  - Device Mounting Brackets (1 per module)
  - Removable Repositionable Divider (1 per module)
- Four (4) 1 1/4" (32mm) Intumescent Conduit Feeds
- Two (2) Cable Management Guides

#### Items not included with the box and sold separately:

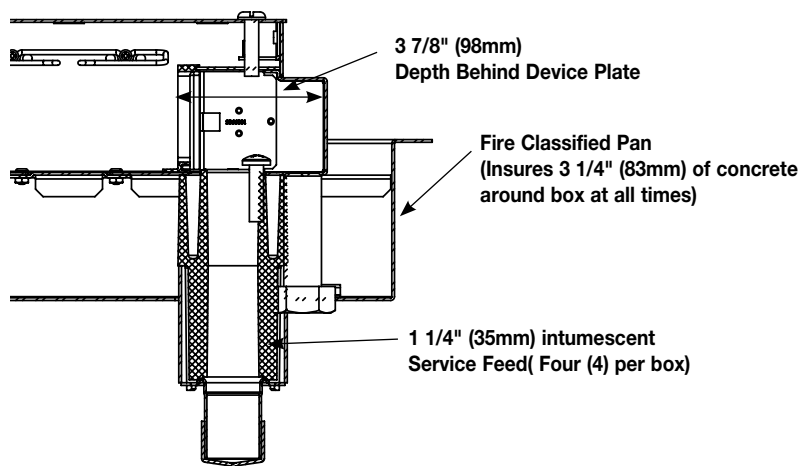
- Receptacles
- Communication Jacks
- A/V Devices
- Device plates



**NOTES:** Designed for new construction applications.

Consult structural engineer before making cuts into decking. Add additional supports as instructed by the structural engineer.

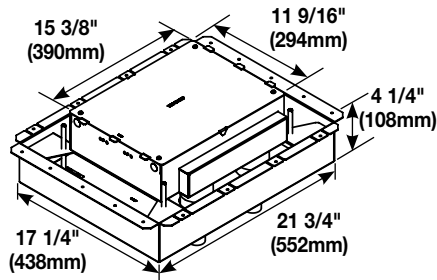
When used on bare (polished) concrete or terrazzo floors EFB610-CTR must be used. (Sold separately.)





## Evolution Series Fire Classified 6-Gang Floor Box Ordering Information

### EFB6S-FC1122



**6-Gang Fire Classified Floor Box** – Pre-assembled installation ready floor box has been designed to be installed in above grade concrete floors while maintaining the fire classification of the floor. This box is classified to be used in 1-, 1 1/2-, 2-, or 3-hour fire rated floors. Designed to accept standard size wall plates. **Box comes complete with all components needed for initial installation.**

**Country of Origin: USA**

#### Components Included:

- Protective/Disposable Cover
- Tunnel System connects the two modules of compartments
- Fire Classified Pan
- Two (2) Removable Modules
  - Back Box (1 per module)
  - Device Mounting Brackets (1 per module)
  - Removable Repositionable Divider (1 per module)
- Two (2) 1 1/4" (32mm) Intumescent Conduit Feeds
- Two (2) 2" (51mm) Intumescent Conduit Feeds
- Two (2) Cable Management Guides

#### Items not included with the box and sold separately:

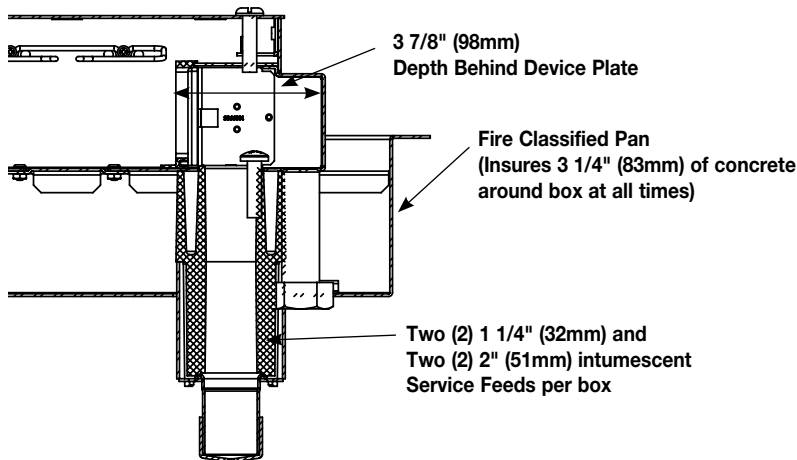
- Receptacles
- Communication Jacks
- A/V Devices
- Device plates



**NOTES:** Designed for new construction applications.

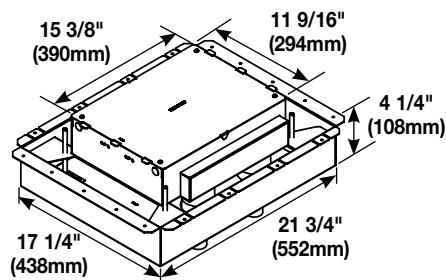
**Consult structural engineer before making cuts into decking. Add additional supports as instructed by the structural engineer.**

**When used on bare (polished) concrete or terrazzo floors EFB610-CTR must be used. (Sold separately.)**



## Evolution Series Fire Classified 6-Gang Floor Box Ordering Information

### EFB6S-FC2222



**6-Gang Fire Classified Floor Box** – Pre-assembled installation ready floor box has been designed to be installed in above grade concrete floors while maintaining the fire classification of the floor. This box is classified to be used in 1-, 1 1/2-, 2-, or 3-hour fire rated floors. Designed to accept standard size wall plates. **Box comes complete with all components needed for initial installation.**

**Country of Origin: USA**

#### Components Included:

- Protective/Disposable Cover
- Tunnel System connects the two modules of compartments
- Fire Classified Pan
- Two (2) Removable Modules
  - Back Box (1 per module)
  - Device Mounting Brackets (1 per module)
  - Removable Repositionable Divider (1 per module)
- Four (4) 2" (51mm) Intumescent Conduit Feeds
- Two (2) Cable Management Guides

#### Items not included with the box and sold separately:

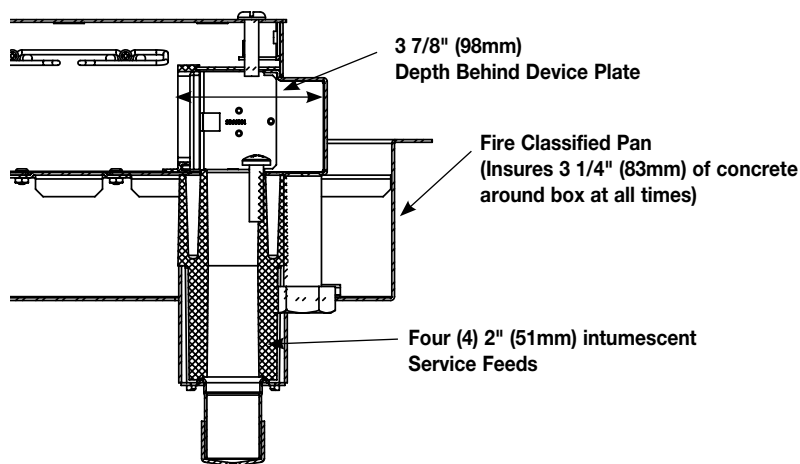
- Receptacles
- Communication Jacks
- A/V Devices
- Device plates



**NOTES:** Designed for new construction applications.

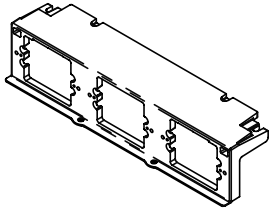
Consult structural engineer before making cuts into decking. Add additional supports as instructed by the structural engineer.

When used on bare (polished) concrete or terrazzo floors EFB610-CTR must be used. (Sold separately.)



## Evolution Series Fire Classified 6-Gang Floor Box Accessories Ordering Information


### EFB6-MB



**Mounting Bracket** – Holds up to three (3) devices of power, communications or A/V devices. Bracket accepts standard size (2 3/4" x 4 1/2" (70mm x 114mm)) device plates sold separately by others.

**Country of Origin: USA**

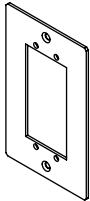
### EFB-B



**Blank Device Plate** – Device plate dimensions: 2 3/4" x 4 1/2" (69mm x 114mm).

**Country of Origin: USA**

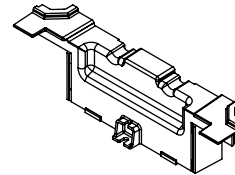
### EFB-AAP



**Device Plate** – Holds two (2) Extron Electronics AAP devices. Device plate dimensions: 2 3/4" x 4 1/2" (69mm x 114mm).

**Country of Origin: USA**

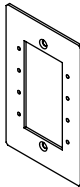
### EFB6-TUN



**Tunnel** – 6-gang tunnel allows for cables to be wrapped around box from one module to the other.

**Country of Origin: USA**

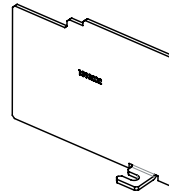
### EFB-MAAP



**Device Plate** – Holds four (4) Legrand AVIP or Extron Electronics MAAP devices. Device plate dimensions: 2 3/4" x 4 1/2" (69mm x 114mm).

**Country of Origin: USA**

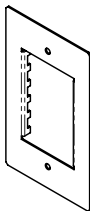
### EFB6-DIV



**Relocatable Divider** – Provides separation of services. Includes one (1) divider plate.

**Country of Origin: USA**

### EFB-MOS

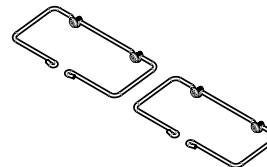


**Device Plate** – European device plate accepts up to 45mm x 67.5mm Arteor device. Device plate dimensions: 2 3/4" x 4 1/2" (69mm x 114mm).

**Country of Origin: USA**

**NOTE:** Not designed for use with adorne devices.

### EFBCMGS

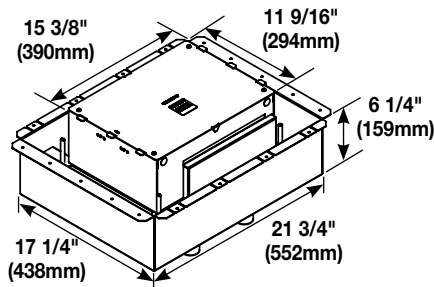


**Cable Management Guides** – Guides help organize and maintain cable position when opening and closing the cover.

**Country of Origin: USA**

## Evolution Series Fire Classified 8-Gang Floor Box Ordering Information

### EFB8S-FC



**8-Gang Fire Classified Floor Box** – Pre-assembled installation ready floor box has been designed to be installed in above grade concrete floors while maintaining the fire classification of the floor. This box is classified to be used in 2-hour fire rated floors. Designed to accept standard size wall plates. **Box comes complete with all components needed for initial installation.**

**Country of Origin: USA**

#### Components Included:

- Protective/Disposable Cover
- Tunnel System connects the two modules of compartments
- Fire Classified Pan
- Two (2) Removable Modules
  - Back Box (1 per module)
  - Device Mounting Brackets (1 per module)
  - Removable Repositionable Divider (1 per module)
- Four (4) 1 1/4" (32mm) Intumescent Conduit Feeds
- Two (2) Cable Management Guides

#### Items not included with the box and sold separately:

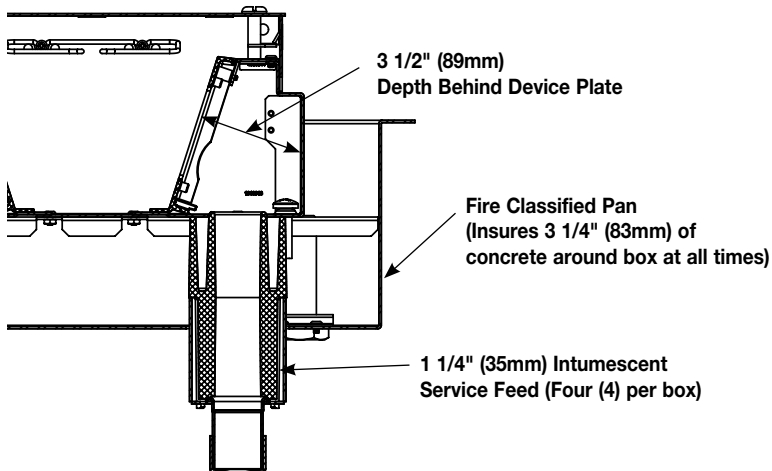
- Receptacles
- Communication Jacks
- A/V Devices
- Device plates



**NOTES:** Designed for new construction applications.

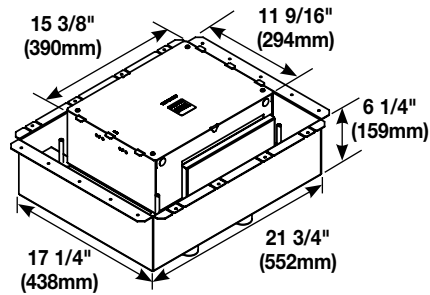
**Consult structural engineer before making cuts into decking. Add additional supports as instructed by the structural engineer.**

**When used on bare (polished) concrete or terrazzo floors EFB610-CTR must be used. (Sold separately.)**



## Evolution Series Fire Classified 8-Gang Floor Box Ordering Information

### EFB8S-FC1122



**8-Gang Fire Classified Floor Box** – Pre-assembled installation ready floor box has been designed to be installed in above grade concrete floors while maintaining the fire classification of the floor. This box is classified to be used in 1-, 1 1/2-, 2-, or 3-hour fire rated floors. Designed to accept standard size wall plates. **Box comes complete with all components needed for initial installation.**

**Country of Origin: USA**

#### Components Included:

- Protective/Disposable Cover
- Tunnel System connects the two modules of compartments
- Fire Classified Pan
- Two (2) Removable Modules
  - Back Box (1 per module)
  - Device Mounting Brackets (1 per module)
  - Removable Repositionable Divider (1 per module)
- Two (2) 1 1/4" (32mm) Intumescent Conduit Feeds
- Two (2) 2" (51mm) Intumescent Conduit Feeds
- Two (2) Cable Management Guides

#### Items not included with the box and sold separately:

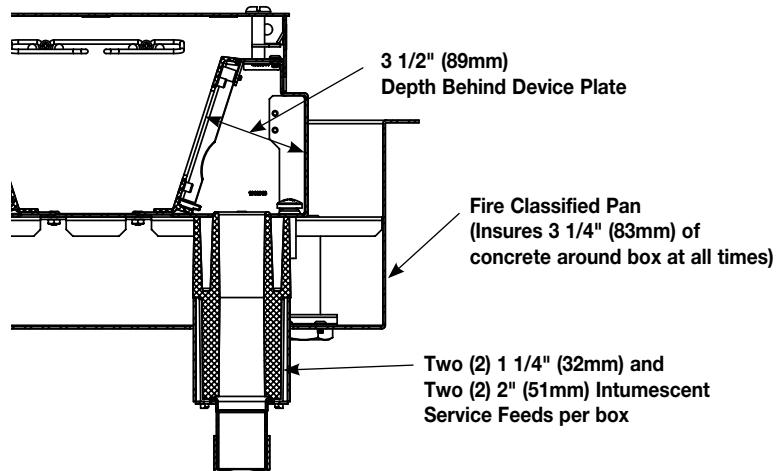
- Receptacles
- Communication Jacks
- A/V Devices
- Device plates



**NOTES:** Designed for new construction applications.

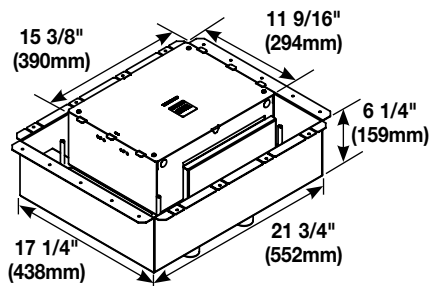
Consult structural engineer before making cuts into decking. Add additional supports as instructed by the structural engineer.

When used on bare (polished) concrete or terrazzo floors EFB610-CTR must be used. (Sold separately.)



## Evolution Series Fire Classified 8-Gang Floor Box Ordering Information

### EFB8S-FC2222



**8-Gang Fire Classified Floor Box** – Pre-assembled installation ready floor box has been designed to be installed in above grade concrete floors while maintaining the fire classification of the floor. This box is classified to be used in 1-, 1 1/2-, 2-, or 3-hour fire rated floors. Designed to accept standard size wall plates. **Box comes complete with all components needed for initial installation.**

**Country of Origin: USA**

#### Components Included:

- Protective/Disposable Cover
- Tunnel System connects the two modules of compartments
- Fire Classified Pan
- Two (2) Removable Modules
  - Back Box (1 per module)
  - Device Mounting Brackets (1 per module)
  - Removable Repositionable Divider (1 per module)
- Four (4) 2" (51mm) Intumescent Conduit Feeds
- Two (2) Cable Management Guides

#### Items not included with the box and sold separately:

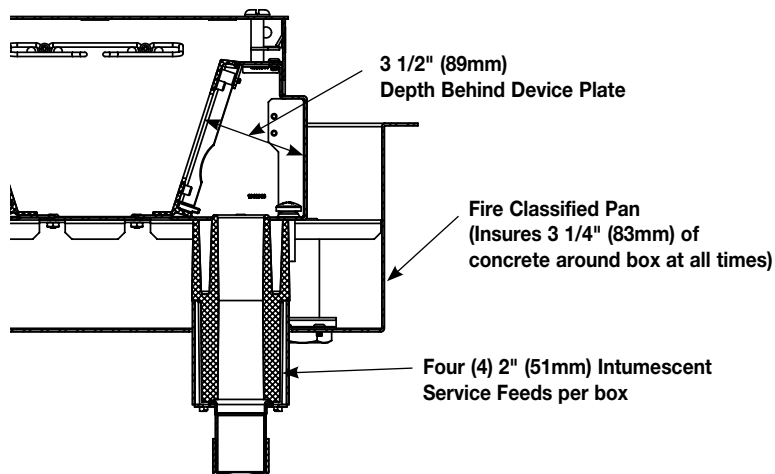
- Receptacles
- Communication Jacks
- A/V Devices
- Device plates



**NOTES:** Designed for new construction applications.

Consult structural engineer before making cuts into decking. Add additional supports as instructed by the structural engineer.

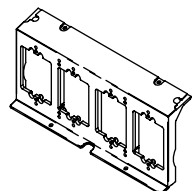
When used on bare (polished) concrete or terrazzo floors EFB610-CTR must be used. (Sold separately.)





## Evolution Series Fire Classified 8-Gang Floor Box Accessories Ordering Information

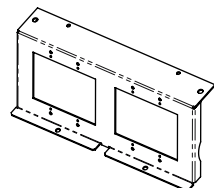
### EFB8-MB



**Mounting Bracket** – Holds up to four (4) devices for power, communications or a/V. Bracket accepts standard size (2 3/4" x 4 1/2" (70mm x 114mm)) device plates sold separately by others.

**Country of Origin: USA**

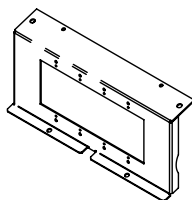
### EFB8S-22GMB



**Mounting Bracket** – Equipped with two (2) 2-gang standard size device openings for a standard 2-gang (4 9/16" x 4 1/2" (116mm x 114mm)). Ideal for 2-gang A/V devices such as Crestron® 2-gang digital media devices. Device plates and devices supplied by others.

**Country of Origin: USA**

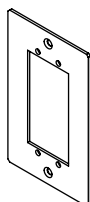
### EFB8S-4GMB



**Mounting Bracket** – Holds a standard 4 gang device plate. Device plate dimensions: 8 1/8" x 4 1/4" (206mm x 116mm).

**Country of Origin: USA**

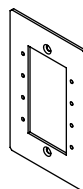
### EFB-AAP



**Device Plate** – Holds two (2) Extron Electronics AAP devices. Device plate dimensions: 2 3/4" x 4 1/2" (69mm x 114mm).

**Country of Origin: USA**

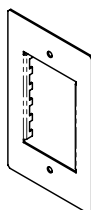
### EFB-MAAP



**Device Plate** – Holds four (4) Legrand AVIP or Extron Electronics MAAP devices. Device plate dimensions: 2 3/4" x 4 1/2" (69mm x 114mm).

**Country of Origin: USA**

### EFB-MOS




**Device Plate** – European device plate accepts up to 45mm x 67.5mm Arteor device. Device plate dimensions: 2 3/4" x 4 1/2" (69mm x 114mm).

**Country of Origin: USA**

**NOTE:** Not designed for use with adorne devices.

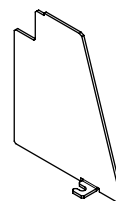
### EFB-B



**Blank Device Plate** – Device plate dimensions: 2 3/4" x 4 1/2" (69mm x 114mm).

**Country of Origin: USA**

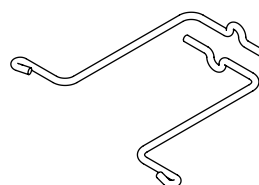
### EFB810-DIV



**Relocatable Divider** – Provides separation of services. Includes one divider plate.

**Country of Origin: USA**

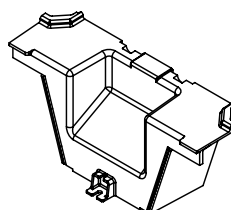
### EFB45-CMG



**Cable Management Guides** – Guides help organize and maintain cable position when opening and closing the cover.

**Country of Origin: USA**

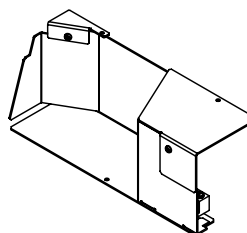
### EFB810-TUN



**Tunnel** – For EFB8 Series and EFB10 Series boxes. Tunnel allows cables to be wrapped around box from one module to the other.

**Country of Origin: USA**

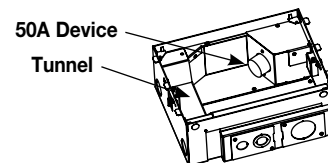
### EFB-50A



**50A Adapter** – Allows for a 50A device to be installed on the 8-gang and 10-gang boxes.

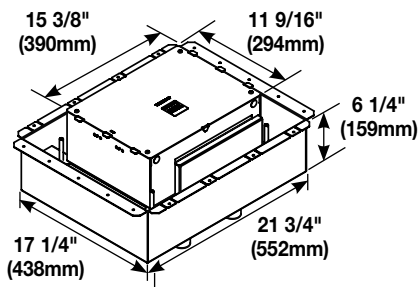
**Country of Origin: USA**

**NOTE:** Only fits on the side of the floor box where the device is facing the tunnel, as shown below.



## Evolution Series Fire Classified 10-Gang Floor Box Ordering Information

### EFB10S-FC



**10-Gang Fire Classified Floor Box** – Pre-assembled installation ready floor box has been designed to be installed in above grade concrete floors while maintaining the fire classification of the floor. This box is classified to be used in 2-hour fire rated floors. Designed to accept standard size wall plates. **Box comes complete with all components needed for initial installation.**

**Country of Origin: USA**

#### Components Included:

- Protective/Disposable Cover
- Tunnel System connects the two modules of compartments
- Fire Classified Pan
- Two (2) Removable Modules
  - Back Box (1 per module)
  - Device Mounting Brackets (1 per module)
  - Removable Repositionable Divider (1 per module)
- Four (4) 1 1/4" (32mm) Intumescent Conduit Feeds
- Two (2) Cable Management Guides

#### Items not included with the box and sold separately:

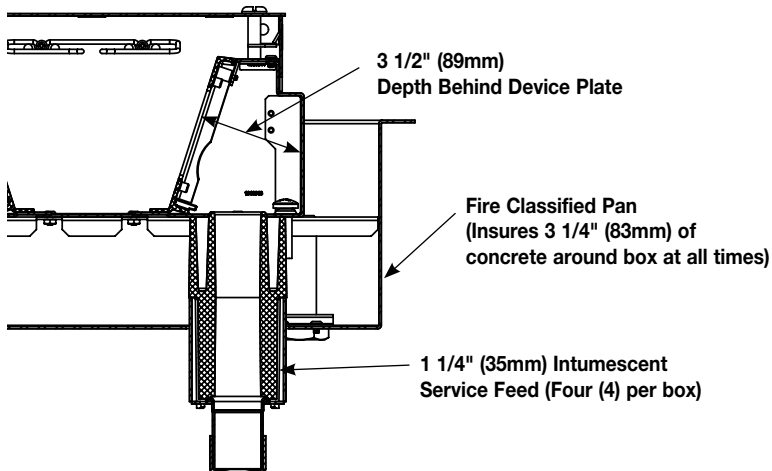
- Receptacles
- Communication Jacks
- A/V Devices
- Device plates



**NOTES:** Designed for new construction applications.

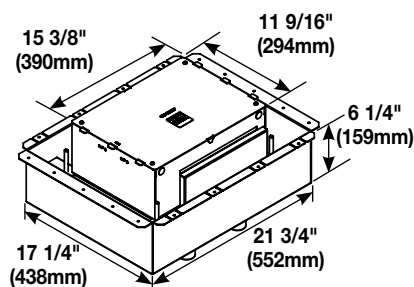
Consult structural engineer before making cuts into decking. Add additional supports as instructed by the structural engineer.

When used on bare (polished) concrete or terrazzo floors EFB610-CTR must be used. (Sold separately.)



## Evolution Series Fire Classified 10-Gang Floor Box Ordering Information

### EFB10S-FC1122



**10-Gang Fire Classified Floor Box** – Pre-assembled installation ready floor box has been designed to be installed in above grade concrete floors while maintaining the fire classification of the floor. This box is classified to be used in 1-, 1 1/2-, 2-, or 3-hour fire rated floors. Designed to accept standard size wall plates. **Box comes complete with all components needed for initial installation.**

**Country of Origin: USA**

#### Components Included:

- Protective/Disposable Cover
- Tunnel System connects the two modules of compartments
- Fire Classified Pan
- Two (2) Removable Modules
  - Back Box (1 per module)
  - Device Mounting Brackets (1 per module)
  - Removable Repositionable Divider (1 per module)
- Two (2) 1 1/4" (32mm) Intumescent Conduit Feeds
- Two (2) 2" (51mm) Intumescent Conduit Feeds
- Two (2) Cable Management Guides

#### Items not included with the box and sold separately:

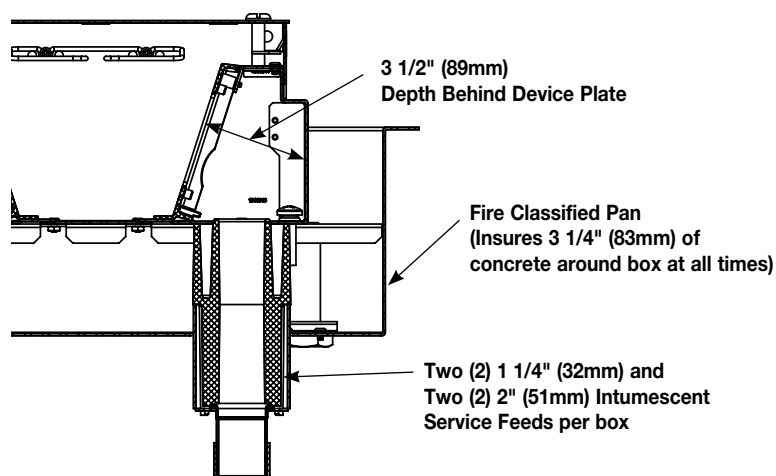
- Receptacles
- Communication Jacks
- A/V Devices
- Device plates



**NOTES:** Designed for new construction applications.

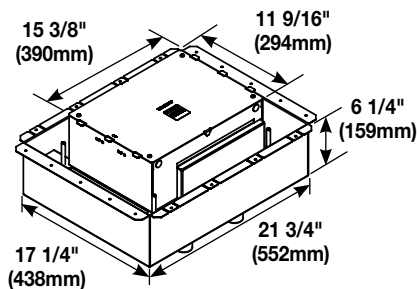
Consult structural engineer before making cuts into decking. Add additional supports as instructed by the structural engineer.

When used on bare (polished) concrete or terrazzo floors EFB610-CTR must be used. (Sold separately.)



## Evolution Series Fire Classified 10-Gang Floor Box Ordering Information

### EFB10S-FC2222



**10-Gang Fire Classified Floor Box** – Pre-assembled installation ready floor box has been designed to be installed in above grade concrete floors while maintaining the fire classification of the floor. This box is classified to be used in 1-, 1 1/2-, 2-, or 3-hour fire rated floors. Designed to accept standard size wall plates. **Box comes complete with all components needed for initial installation.**

**Country of Origin: USA**

#### Components Included:

- Protective/Disposable Cover
- Tunnel System connects the two modules of compartments
- Fire Classified Pan
- Two (2) Removable Modules
  - Back Box (1 per module)
  - Device Mounting Brackets (1 per module)
  - Removable Repositionable Divider (1 per module)
- Four (4) 2" (51mm) Intumescent Conduit Feeds
- Two (2) Cable Management Guides

#### Items not included with the box and sold separately:

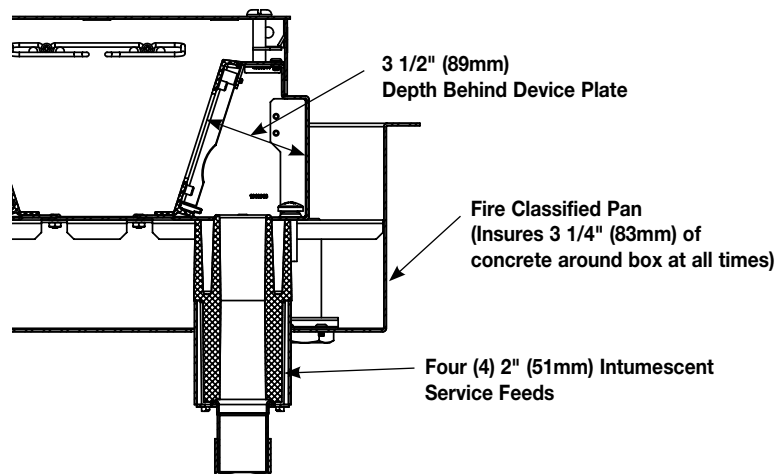
- Receptacles
- Communication Jacks
- A/V Devices
- Device plates



**NOTES:** Designed for new construction applications.

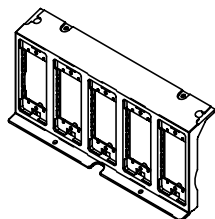
Consult structural engineer before making cuts into decking. Add additional supports as instructed by the structural engineer.

When used on bare (polished) concrete or terrazzo floors EFB610-CTR must be used. (Sold separately.)



## Evolution Series Fire Classified 10-Gang Floor Box Accessories Ordering Information

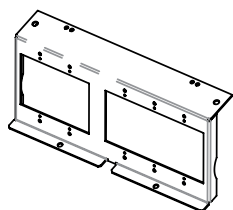
### EFB10-MB



**Mounting Bracket** – Holds up to five (5) devices for power, communications or A/V. Bracket accepts EFB10 Series device plates (2 1/32" x 4 5/8") (58mm x 117mm) device plates sold separately.

**Country of Origin: USA**

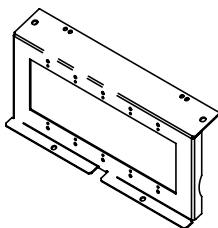
### EFB10S-23GMB



**Mounting Bracket** – Equipped with one 2-gang standard size device opening and one 3-gang standard size device opening. Accepts a standard 2-gang (4 9/16" x 4 1/2" (116mm x 114mm)) and a 3-gang (6 3/8" x 4 1/2" (162mm x 114mm)) device plate. Ideal for 2-gang A/V devices such as Crestron®, 2-gang and 3-gang digital media devices. Device plates and devices supplied by others.

**Country of Origin: USA**

### EFB10S-5GMB



**Mounting Bracket** – Holds a standard 5 gang device plate. Device plate dimensions: 10" x 4 1/2" (254mm x 116mm).

**Country of Origin: USA**

### EFB10-B



**Blank Device Plate** – Device plate dimensions: 2 5/16" x 4 5/8" (58mm x 118mm).

**Country of Origin: USA**

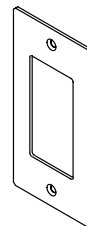
### EFB10-DP



**Duplex Device Plate** – Device plate dimensions: 2 5/16" x 4 5/8" (58mm x 118mm). Includes receptacle spacers.

**Country of Origin: USA**

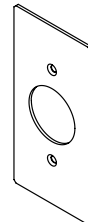
### EFB10-DEC



**Decorator Style Device Plate** – For use with decorator style receptacles, GFCI receptacle, and decorator style A/V devices. Device plate dimensions: 2.3" x 4.652" (58mm x 118mm). Includes receptacle spacers.

**Country of Origin: USA**

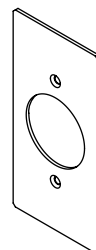
### EFB10-S1



**Single Receptacle Device Plate** – Single receptacle 1.39" (35mm) diameter. Device plate dimensions: 2.3" x 4.652" (58mm x 118mm). Includes receptacle spacers.

**Country of Origin: USA**

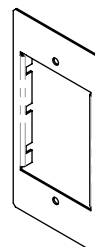
### EFB10-S2



**Single Receptacle Device Plate** – Single receptacle 1.59" (40mm) diameter. Device plate dimensions: 2.3" x 4.652" (58mm x 118mm). Includes receptacle spacers.

**Country of Origin: USA**

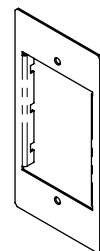
### EFB10-6AB



**Device Plate** – Accepts up to three (3) dual Wiremold CM2 Series Open System communication adapters. Adapters sold separately. Device plate dimensions: 2.3" x 4.652" (58mm x 118mm).

**Country of Origin: USA**

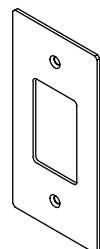
### EFB10-3S2



**Device Plate** – Accepts up to three (3) Ortronics® Series II devices. Ortronics® devices sold separately. Device plate dimensions: 2.3" x 4.652" (58mm x 118mm).

**Country of Origin: USA**

### EFB10-2C

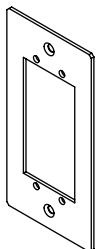


**Device Plate** – Accepts one dual Wiremold Open System adapter, or one Ortronics® Series II adapter, or one Ortronics® TracJack adapter. Adapters sold separately. Device plate dimensions: 2.3" x 4.652" (58mm x 118mm).

**Country of Origin: USA**

## Evolution Series Fire Classified 10-Gang Floor Box Accessories Ordering Information

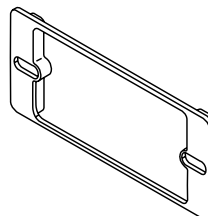
**EFB10-AAP**



**Device Plate** – Holds two (2) Extron Electronics AAP devices. Device plate dimensions: 2.3" x 4.652" (58mm x 118mm).

**Country of Origin: USA**

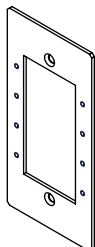
**5507S-WH**



**Rectangular Spacer** – For mounting commercial device plates. Installs between the device bracket and a device.

**Country of Origin: USA**

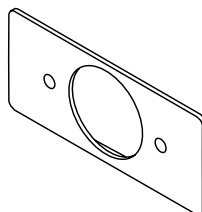
**EFB10-MAAP**



**Device Plate** – Holds four (4) Legrand AVIP or Extron Electronics MAAP devices. Device plate dimensions: 2.3" x 4.652" (58mm x 118mm).

**Country of Origin: USA**

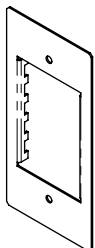
**5507T1-WH**



**Single Receptacle Faceplate** – For covering single receptacles – 1.59" (40mm) in diameter.

**Country of Origin: USA**

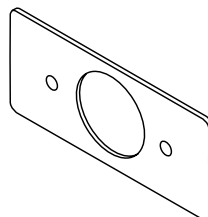
**EFB10-MOS**



**Device Plate** – (45mm x 67.5mm) device plate. Device plate dimensions: 2.3" x 4.652" (58mm x 118mm).

**Country of Origin: USA**

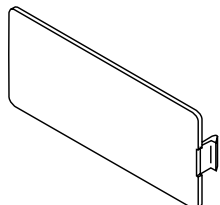
**5507T2-WH**



**Single Receptacle Faceplate** – For covering single receptacles – 1.41" (36mm) in diameter.

**Country of Origin: USA**

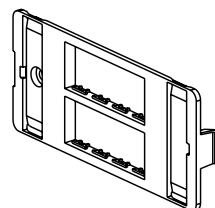
**5507B-WH**



**Blank Faceplate** – For covering unused compartments in the device bracket.

**Country of Origin: USA**

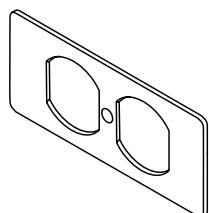
**55074TJ-WH**



**Ortronics® Faceplate** – For mounting Ortronics® datacom inserts. Accepts four (4) TracJack devices.

**Country of Origin: USA**

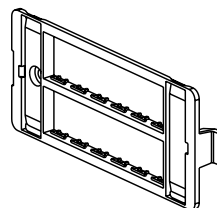
**5507D-WH**



**Duplex Receptacle Faceplate** – For covering duplex style devices. Also accepts 106 communications frame.

**Country of Origin: USA**

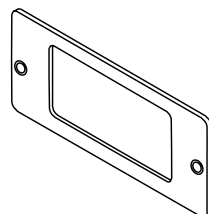
**55076TJ-WH**



**Ortronics® Faceplate** – For mounting Ortronics® datacom inserts. Accepts six (6) TracJack devices.

**Country of Origin: USA**

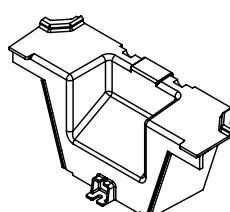
**5507R-WH**



**Rectangular Receptacle Faceplate** – For covering rectangular decorator style devices.

**Country of Origin: USA**

**EFB810-TUN**



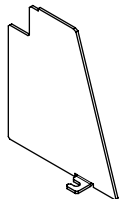
**Tunnel** – For EFB8 Series and EFB10 Series boxes. Tunnel allows cables to be wrapped around box from one module to the other.

**Country of Origin: USA**



## Evolution Series Fire Classified 10-Gang Floor Box Accessories Ordering Information

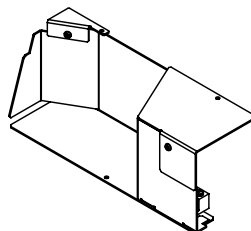
### EFB810-DIV



**Relocatable Divider** – Provides separation of services. Includes one divider plate.

**Country of Origin: USA**

### EFB-50A

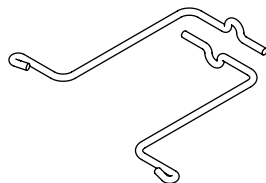


**50A Adapter** – Allows for a 50A device to be installed on the 8-gang and 10-gang boxes.

**Country of Origin: USA**

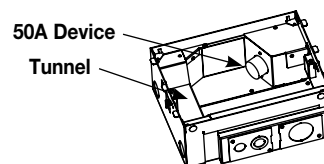
**NOTE:** Only fits on the side of the floor box where the device is facing the tunnel, as shown below.

### EFB45-CMG



**Cable Management Guides** – Guides help organize and maintain cable position when opening and closing the cover.

**Country of Origin: USA**



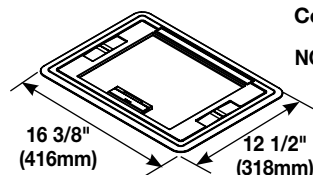
## Evolution Series Fire Classified 10-Gang Floor Box Covers Ordering Information

### EFB610CTCBK EFB610CTCGY EFB610CTCBS EFB610CTCNK EFB610CTCBZ

**Surface Style Cover with Carpet Insert** – Die cast aluminum cover assembly designed to be used on top of the floor covering. Available in the following powder coated finishes: black (BK), gray (GY), brass (BS), nickel (NK) and bronze (BZ). For use on Evolution Series 6-, 8- and 10-gang floor boxes (EFB6, EFB8 and EFB10).

**Country of Origin: India**

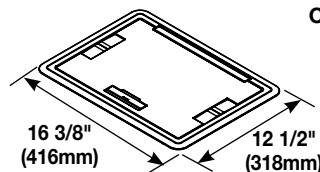
**NOTE:** Depth of recess area in plate is 1/4" (6.35mm).



### EFB610BTCBK EFB610BTCGY EFB610BTCBS EFB610BTCNK EFB610BTCBZ

**Surface Style Cover with Solid Lid** – Die cast aluminum cover assembly designed to be used on top of floor covering. Available in the following powder coated finishes: black (BK), gray (GY), brass (BS), nickel (NK) and bronze (BZ). For use on Evolution Series 6-, 8- and 10-gang floor boxes (EFB6, EFB8 and EFB10).

**Country of Origin: India**

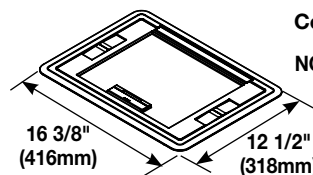


### EFB610CTBK EFB610CTGY EFB610CTBS EFB610CTNK EFB610CTBZ

**Flush Style Cover with Carpet Insert** – Die cast aluminum cover assembly designed to be used level (flush) with finish floor covering. Available in the following powder coated finishes: black (BK), gray (GY), brass (BS), nickel (NK) and bronze (BZ). For use on Evolution Series 6-, 8- and 10-gang floor boxes (EFB6, EFB8 and EFB10).

**Country of Origin: India**

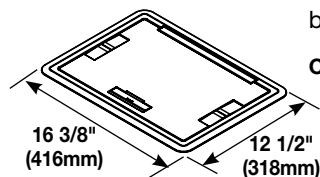
**NOTE:** Depth of recess area in plate is 1/4" (6.35mm).



### EFB610BTBK EFB610BTGY EFB610BTBS EFB610BTNK EFB610BTBZ

**Flush Style Cover with Solid Lid** – Die cast aluminum cover assembly designed to be used on top of floor covering. Available in the following powder coated finishes: black (BK), gray (GY), brass (BS), nickel (NK) and bronze (BZ). For use on Evolution Series 6-, 8- and 10-gang floor boxes (EFB6, EFB8 and EFB10).

**Country of Origin: India**

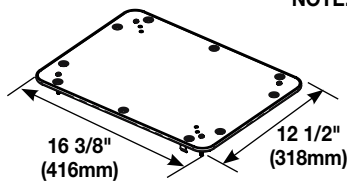


## Evolution Series Fire Classified 10-Gang Floor Box Covers Ordering Information

### EFB610CTR

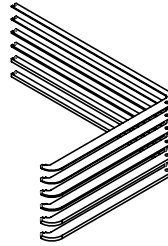
**Bare Concrete/Terrazzo Trim Ring** – Nonmetallic ring for use with bare concrete and terrazzo floor applications.

**Country of Origin: USA**



**NOTE:** Ring must be attached to the floor box before pouring concrete or terrazzo.

### EFB610TS



**Tile Shim** – Used for floor coverings greater than 3/16" (4.7mm). The EFB610-TS allows the finished cover assembly to be flush with the finished floor. Includes one (1) 1/16" (1.6mm), one (1) 1/8" (3.2mm) and one 1/4" (6.4mm) tile shims for 7/16" (11.1mm) of upward adjustment.

**Country of Origin: USA**

**NOTE:** All brand and product names referenced in this document are registered trademarks or trademarks of their respective holders.



**NOTE:** The paper used to print this document is an environmentally responsible paper with 10% post consumer waste, with FSC and SFI Chain of Custody certifications, Lacey Act complaint. 100% of the electricity used to manufacture Flo sheets is generated with Green-e certified renewable energy.



**Legrand, North America**  
60 Woodlawn Street  
West Hartford, CT 06110  
1.877.BY.LEGRAND (295.3472)  
[www.legrand.us](http://www.legrand.us)

**Canada**  
905.738.9195  
[www.legrand.ca](http://www.legrand.ca)

FOLLOW US

